



Horizon 2020 – INNOSUP-1 Cluster facilitated projects for new industrial value chains

Impact Report

June 2020

June – 2020



EUROPEAN COMMISSION

Executive Agency for Small and Medium-sized Enterprises (EASME)
Unit A.1.5 – Innovation Support

Contact: Daniel Gassmann

E-mail: EASME-INNOSUP@ec.europa.eu

*European Commission
B-1049 Brussels*

Horizon 2020 – INNOSUP-1 Cluster facilitated projects for new industrial value chains

Impact Report

June 2020

***Europe Direct is a service to help you find answers
to your questions about the European Union.***

Freephone number (*):

00 800 6 7 8 9 10 11

(*) The information given is free, as are most calls (though some operators, phone boxes or hotels may charge you).

LEGAL NOTICE

This document has been prepared for the European Commission however it reflects the views only of the authors, and the Commission cannot be held responsible for any use which may be made of the information contained therein.

More information on the European Union is available on the Internet (<http://www.europa.eu>).

Luxembourg: Publications Office of the European Union, 2020

ISBN 978-92-9460-265-7

doi: 10.2826/941454

© European Union, 2020

CONTENTS

1.	INTRODUCTION	3
1.1.	Key findings	2
1.2.	Purpose of the Horizon 2020 call for Cluster facilitated projects for new industrial value chains	2
1.3.	Funding regulations for SMEs	3
1.4.	Purpose of INNOSUP-1 actions	3
1.5.	Data	3
2.	GEOGRAPHICAL COVERAGE	4
2.1.	Project consortia.	4
2.2.	SMEs supported.	5
2.3.	Contacts between INNOSUP-1 projects and SMEs	6
3.	FINANCIAL DISTRIBUTION.....	7
3.1.	INNOSUP-1 consortia.	7
3.2.	SMEs supported.	8
4.	PROJECT PROFILES AND KEY OUTCOMES	10
4.1.	Completed projects	10
4.1.1.	KATANA	10
4.1.2.	NEPTUNE	12
4.1.3.	PERMIDES.....	14
4.1.4.	SuperBIO	16
4.1.5.	ActiVAte.....	18
4.1.6.	<IMPACT> Connected Car.....	20
4.1.7.	INNOLABS.....	22
4.1.8.	INCluSilver.....	25
4.2.	Ongoing projects	27
4.2.1.	Cross4Health	27
4.2.2.	IoT4Industry	29
4.2.3.	C-VoUCHER.....	31
4.2.4.	DIVA	33
4.2.5.	VIDA	35
4.2.6.	PARSEC	37
4.2.7.	Block.IS.....	39
4.2.8.	DIGI_B_CUBE.....	41
4.2.9.	S3FOOD.....	42
4.2.10.	SMARTX	44
5.	SUCCESS STORIES	46
5.1.	WearHealth project - IOT4INDUSTRY	46
5.2.	ShieldME – Cross4Health	47
5.3.	TrafficNow - IMPACT CONNECTED CAR.....	48
5.4.	MG Nutrition 3G – INCLUSILVER.....	48

FIGURES

Figure 1 - INNOSUP-1 - Partners and Coordinators by country	4
Figure 2 - INNOSUP-1 - Geographic heat map of partners.....	4
Figure 3 - INNOSUP-1 - SMEs with funded proposals and Partners by country	5
Figure 4 - INNOSUP-1 - Funded proposals and Non-selected by country	6
Figure 5 - EU contribution to project partners by country.....	7
Figure 6 - INNOSUP-1 - Allocation on funded proposals by country	8
Figure 7 - KATANA - SMEs given innovation support by country.....	11
Figure 8 - NEPTUNE - SMEs given innovation support by country	13
Figure 9 - PERMIDES - SMEs given innovation support by country	15
Figure 10 - SuperBIO - SMEs given innovation support by country.....	17
Figure 11 - ACTTiVAtE - SMEs given innovation support by country	19
Figure 12 - ICCAR - SMEs given innovation support by country and stage.....	21
Figure 13 - ICCAR - Total budget received by Stage.....	
Figure 14 - INNOLABS - Projects supported 1 st call for proposals and type of support given by country of lead SME	23
Figure 15 - INNOLABS - Projects supported 1 st open call for proposals by country of lead SME	24
Figure 17 - INCLuSilver - Applicants by type of financial support	
Figure 18 - Cross4Health - SME applicants and selected receiving innovation support by country and call.....	28
Figure 19 - Cross4Health – Amount in thousand euros distributed by country	
Figure 20 - IoT4Industry – Amount in thousand euros distributed by country.....	30
Figure 21 - IoT4Industry - Matchmaking service. SMEs receiving innovation support service by country.....	
Figure 22 - C-VoUCHER - SMEs given innovation support by country.....	32
Figure 23 - DIVA - Selected by type of voucher and by country of lead SME.....	34
Figure 24 – DIVA - All applicants and selected by country	
Figure 25 - VIDA – All project proposals and selected projects by country.....	36
Figure 26 - VIDA - Selected project applications by type of voucher –Demonstration first- and by country of lead SME	36
Figure 27 - PARSEC - Proposals selected by country for the OP1.....	38

Figure 28 - Block.IS - Total of proposals received and selected by country. First call	40
Figure 29 - S3FOOD – Call for travel vouchers – Amount of unique SMEs selected by country	43
Figure 30 - SmartX – Applicants and Selected by country	45

1. Introduction

This report presents data on the impact of the Horizon 2020 call for Cluster facilitated projects for new industrial value chains (INNOSUP-1).

Since 2015, 24 INNOSUP-1 projects have been launched:



In June 2020, 8 INNOSUP-1 projects concluded while 10 were still running.

Another 6 projects started in spring/summer 2020 but they were not included in this impact report.

Concluded projects: ACTTIVate, KATANA, NEPTUNE, PERMIDES, SUPERBIO, INNOLABS, <IMPACT> Connected Car, INCluSilver.

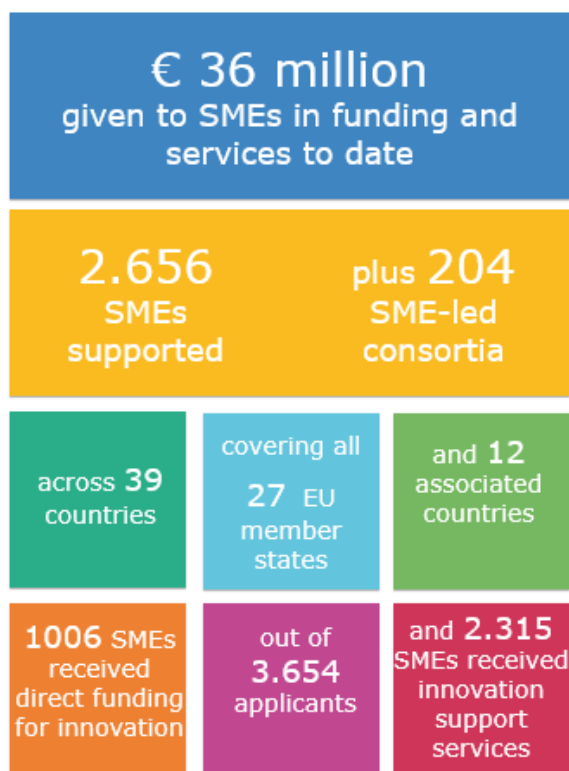
New projects that kicked off in 2020: METABUILDING, GALATEA, GALACTICA, UFO, DigiCirc and MINE.THE.GAP.

The report presents data from the 18 projects active in June 2020. It represents a snapshot of the outcomes of the INNOSUP-1 scheme during the course of its operation.

Detailed information on each of the 18 projects covered by this report is available below in the section "[Project profiles and key outcomes](#)".

1.1. Key findings

Until June 2020, INNOSUP-1 has achieved the following key outcomes:



1.2. Purpose of the Horizon 2020 call for Cluster facilitated projects for new industrial value chains

Small, innovative, companies create the majority of new jobs in the European economy. INNOSUP-1 supports SMEs to innovate in the development of cross-sectoral value chains—that is, to bring together different sectors and areas of expertise in order to create new value chains across the EU and Horizon 2020 associated countries.

The value chains supported by INNOSUP-1 promote cross-sectoral and cross-border collaboration. SMEs work with one another as well as other actors (larger companies and research organisations) to develop cross-cutting approaches and emerging technologies. The resulting value chains develop the competitiveness of the European economy and encourage collaborative practices across borders.

Project consortia

INNOSUP-1 projects are managed by consortia of expert organisations. Experts in the field team up as partners to manage a common project. Partners include essentially (but not exclusively) clusters made up of many companies as well as SMEs or research organisations.

One partner within the consortium acts as project coordinator.

All INNOSUP-1 projects are implemented by cross-border consortia, consisting of partners from at least three different Horizon 2020 countries. The consortia have 11 partners on average.

1.3. Funding regulations for SMEs

As a condition of receiving INNOSUP-1 funding, all projects must allocate at least 75% of their total budgets to support for innovation in SMEs. This can include payments to SMEs, vouchers and services.

The INNOSUP-1 projects offer “cascade funding”, to SMEs exclusively. If SMEs collaborate with other organisations in their value chain, the funds are ring-fenced for the SMEs’ use. According to H2020 rules, each SME can be funded up to a limit of €60,000 per INNOSUP-1 project.

The 18 projects have thus proposed €106 million for support to SMEs, either in the form of innovation vouchers or in the form of direct services.

1.4. Purpose of INNOSUP-1 actions

- Strengthen industrial leadership in the EU Member States and Associated Countries.
- Stimulate the creation of new globally competitive industrial value chains across the EU Member States and Associated Countries.
- Further leverage and complement support for innovation in SMEs and other funding.
- Contribute to the implementation of regional and national research and innovation strategies for smart specialisation strategies (RIS3), modern cluster policies as well as of strategic inter-regional collaboration.
- Provide a clear and measurable contribution to the innovation performance of the supported SMEs in the short-term. A wider impact is also expected in the medium-term.
- Improve the business environment of the supported SMEs by establishing open collaboration spaces that can involve innovation actors from different sectors and countries.



1.5. Data

At the time of writing, the following data of each project was available:

- Financial support and location;
- EU contribution to each project partner;
- The innovative products and contents.

2. Geographical coverage

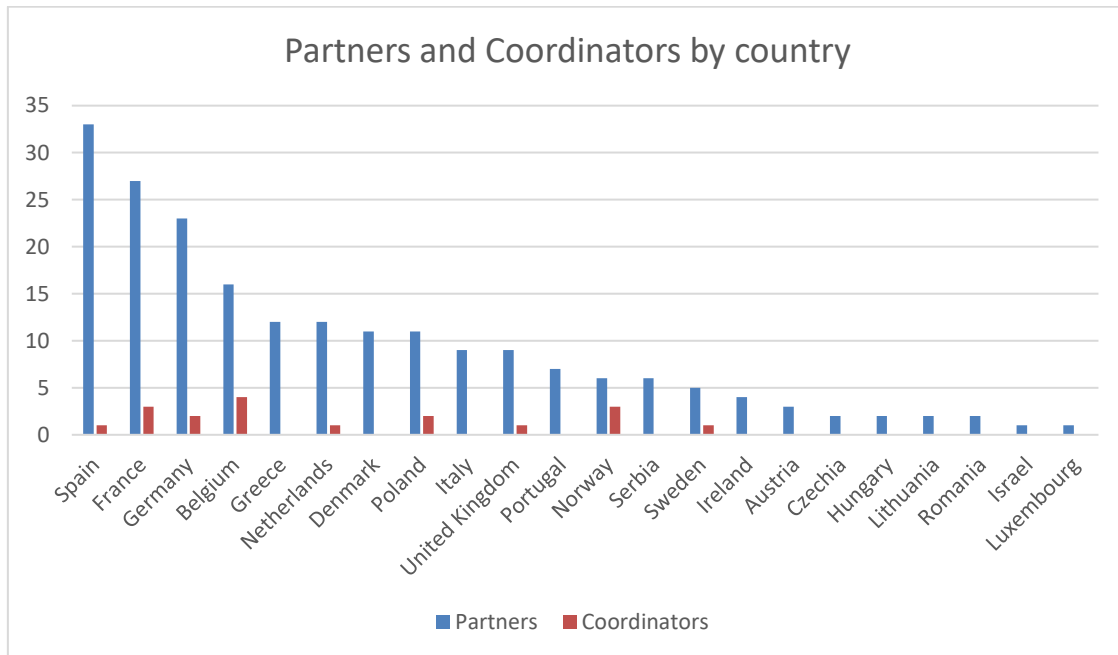
2.1. Project consortia.

INNOSUP-1 has been delivered, until June 2020, by **18** project consortia. At the time of writing, **204** partners make up these consortia, located in **22** countries.

Figure 1 shows the location of INNOSUP-1 partners and coordinators.

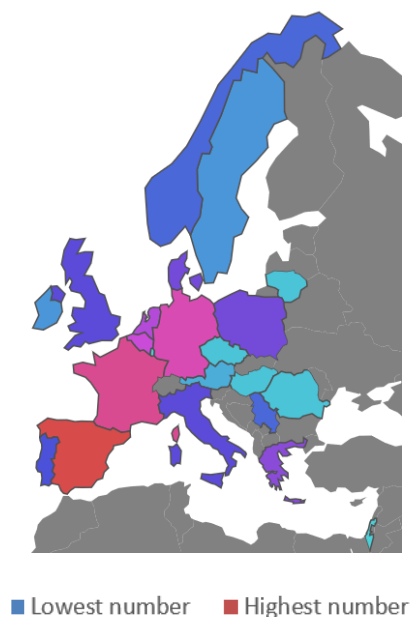
Figure 2, in the heat map, the red colour shows the highest number of partners, the blue the lowest.

Figure 1 - INNOSUP-1 - Partners and Coordinators by country



Note: The datasets record SMEs per project—in the event that an SME received support from more than one INNOSUP-1 project, they would appear in the data for each of those projects.

Figure 2 - INNOSUP-1 - Geographic heat map of partners



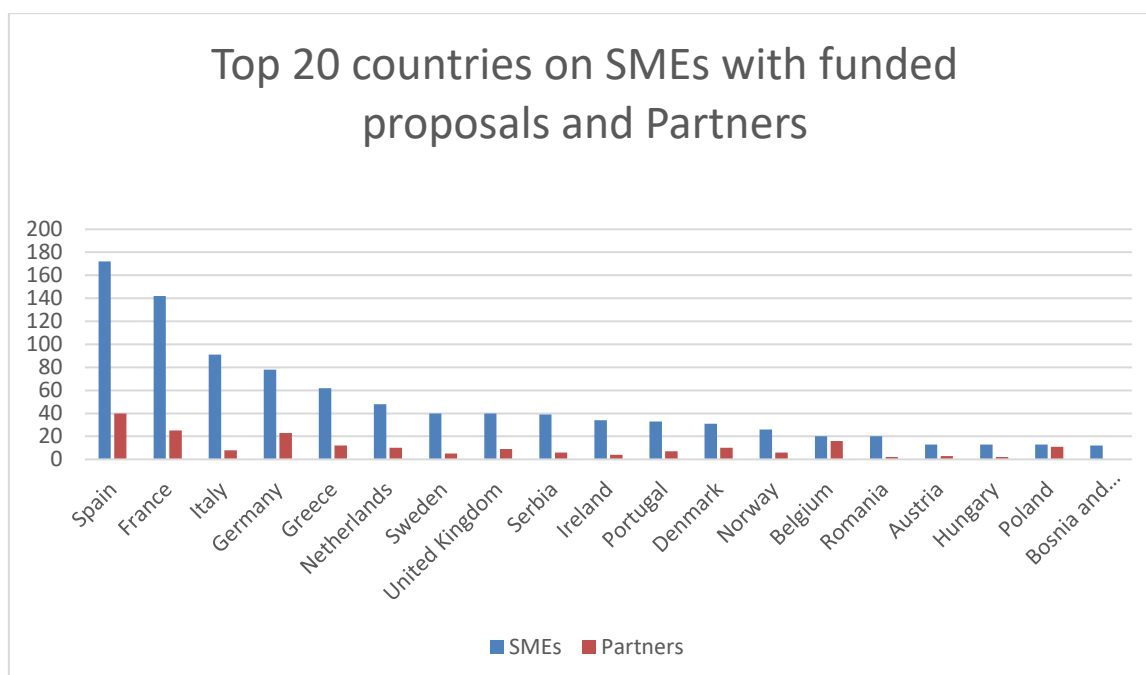
2.2. SMEs supported.

Direct financial innovation support has reached 1,006 SMEs in 39 countries.

The countries with more EU funding directly allocated to SMEs are presented below.

Figure 3 shows the number of SMEs supported by INNOSUP-1 in each country, and the number of project consortium partners located there.

Figure 3 - INNOSUP-1 - SMEs with funded proposals and Partners by country



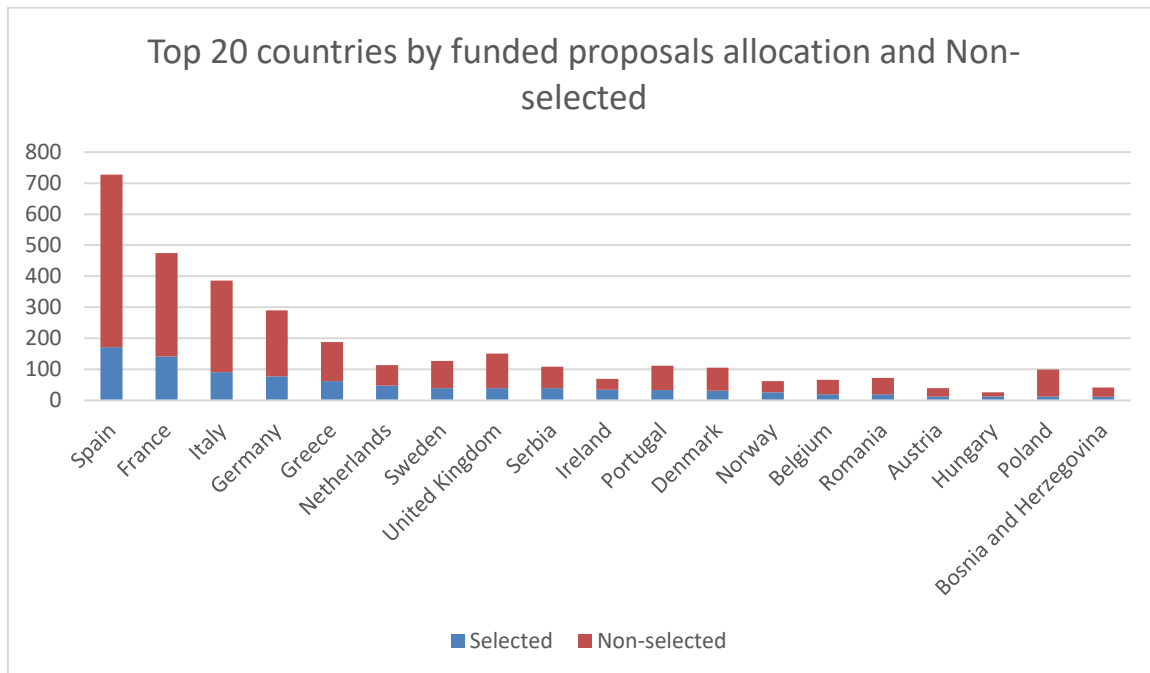
Note: The graph includes only unique SMEs with a location reported by the project. It does not include SMEs reported as part of consortia. The datasets are presented per project—in the event that an SME received support from more than one INNOSUP-1 project, or a partner was in the consortium for more than one project, they would appear in the data for each of those projects.

These 39 countries are the minimum estimated for INNOSUP-1 coverage and represent:

- **91%** of all Horizon 2020 countries (39 out of 43)
- **100%** of EU member states before Brexit (28 out of 28)
- **75%** of Horizon 2020 associated countries (9 out of 16).

Other countries are possibly represented by SMEs that receive innovation support in the framework of 204 SME-led consortia receiving INNOSUP-1 funding. Cluster organisations within the project consortia expand the network of SMEs that INNOSUP-1 projects can reach. More than 101 INNOSUP-1 consortium members are cluster organisations, representing 49% of all partners.

Figure 4 - INNOSUP-1 - Funded proposals and Non-selected by country



Average allocation by SME is €32,000 with an average success rate of 27%. The top 10 countries with better success rate and having more than 20 applicants selected are: Ireland, Netherlands, Norway, Bulgaria, Serbia, Greece, Sweden, Belgium, France and Denmark.

2.3. Contacts between INNOSUP-1 projects and SMEs

When publicising their services and issuing open calls for support, the INNOSUP-1 projects establish contacts with SMEs. These contacts demonstrate the extent to which INNOSUP-1 reached out to SMEs:

- A minimum of **5,221** SMEs were in contact with INNOSUP-1 projects (the real figure is higher as one project did not provide data on applications and other two did not launch the first open call yet).
- SMEs from at least **43** countries were in contact with INNOSUP-1 projects.
- A further **393** SME-led consortia were also in contact with INNOSUP-1 projects.

3. Financial distribution

3.1. *INNOSUP-1 consortia.*

In June 2020, the total EU contribution assigned to each of the 204 INNOSUP-1 partners from the 18 projects located in 22 countries, reaches the amount of €84 million. The distribution is as follows:

Figure 5 - EU contribution to project partners by country

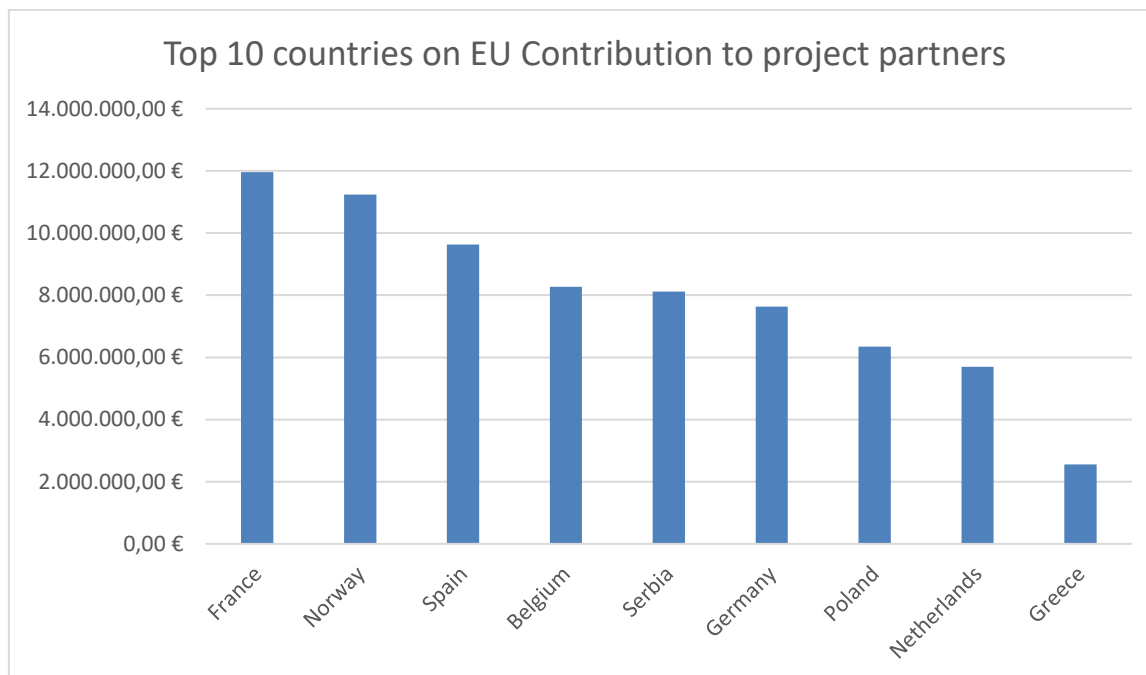


Table 1 Partners and coordinators receiving EU contribution by country

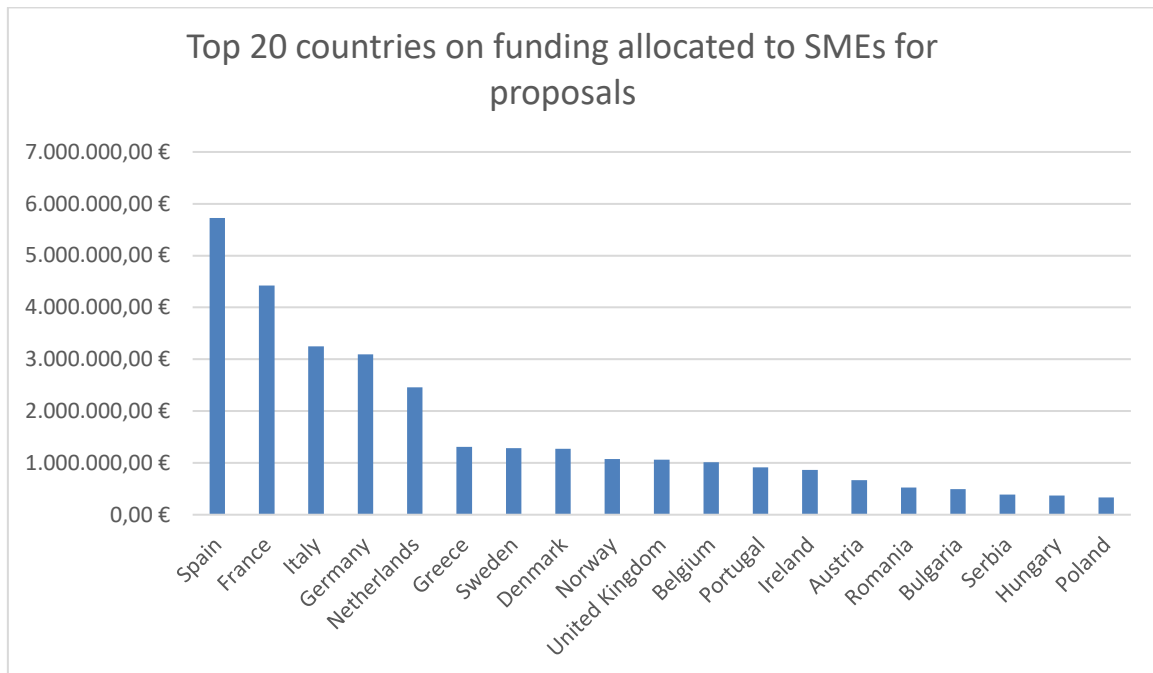
Country	Coordinators	Partners	EU Contribution
Austria	0	3	586.650,00 €
Belgium	4	16	8.268.665,25 €
Czechia	0	2	228.111,25 €
Denmark	0	11	2.307.713,79 €
France	3	27	11.954.919,99 €
Germany	2	23	7.632.281,24 €
Greece	0	12	2.558.458,15 €
Hungary	0	2	956.892,08 €
Ireland	0	4	937.106,66 €
Israel	0	1	81.200,00 €
Italy	0	9	1.205.710,98 €
Lithuania	0	2	352.143,75 €
Luxembourg	0	1	216.781,25 €
Netherlands	1	12	5.695.889,21 €
Norway	3	6	11.240.523,27 €
Poland	2	11	6.343.161,52 €
Portugal	0	7	1.234.245,03 €

Romania	0	2	465.713,53 €
Serbia	0	6	8.112.762,80 €
Spain	1	33	9.629.168,39 €
Sweden	1	5	2.201.064,45 €
United Kingdom	1	9	1.882.261,97 €
	18	204	84.091.424,56 €

3.2. SMEs supported.

At the time of writing, INNOSUP-1 projects have recorded a total of **€32,2 million** spent on direct financial innovation support to SMEs through different open calls organised by each project. Spending on travel vouchers is also included here. See **Figure 6**.

Figure 6 - INNOSUP-1 - Allocation on funded proposals by country



Direct innovation support to individual SMEs such as training services, matchmaking facilities and other innovation services that cannot be allocated geographically such as provision of online platforms and helpdesk services are not included.

Table 2 below, shows a national breakdown of all INNOSUP-1 project partners, all SMEs receiving funds and the amount of funding directly allocated.

Table 2 - SMEs receiving support and allocation by country

Country	Partners in project consortia	SMEs that have received innovation support	Funding allocation (€)
EU Member States			
Austria	3	13	668.067,01 €
Belgium	16	20	1.010.340,57 €
Bulgaria	0	11	494.000,00 €
Croatia	0	1	5.000,00 €
Cyprus	2	2	7.000,00 €
Czechia	10	4	132.500,00 €
Denmark	0	31	1.270.460,35 €
Estonia	0	8	179.650,94 €
Finland	25	6	228.650,94 €
France	0	142	4.423.667,90 €
Germany	12	78	3.095.477,99 €
Greece	2	62	1.311.264,32 €
Hungary	4	13	369.840,00 €
Ireland	8	34	865.078,00 €
Italy	2	91	3.248.279,78 €
Latvia	1	2	58.000,00 €
Lithuania	0	5	27.001,00 €
Luxembourg	10	1	5.000,00 €
Malta	0	2	10.000,00 €
Netherlands	0	48	2.457.004,81 €
Pakistan	7	1	3.000,00 €
Poland	2	13	333.753,92 €
Portugal	6	33	913.685,19 €
Romania	0	20	525.884,80 €
Slovakia	40	1	60.000,00 €
Slovenia	5	9	123.000,00 €
Spain	0	172	5.728.223,65 €
Sweden	0	40	1.283.837,43 €
United Kingdom		40	1.064.270,09 €
Horizon 2020 Associated Countries			
Bosnia and Herzegovina	0	12	25.000,00 €
Israel	0	5	163.318,19 €
North Macedonia	0	3	108.000,00 €
Norway	11	26	1.071.892,48 €
Serbia	0	39	390.000,00 €
Switzerland	0	6	312.942,00 €
Tunisia	0	3	15.000,00 €
Turkey	9	4	53.114,19 €
Ukraine	0	5	132.000,00 €

Source: From these 18 projects, DIGI-B-CUBE and S3FOOD did not have any open call yet.

Notes: The graph includes only unique SMEs with a location reported by the project. It does not include SMEs reported as part of consortia. The datasets record SMEs per project—in the event that an SME received support from more than one INNOSUP-1 project, they would appear in the data for each of those projects. Financial data reports only spending that was directly allocated to a particular SME, and does not include spending reported by consortia or spending on services that were used by SMEs without specific allocation such as web-based platforms. Only financial transactions that have occurred at the time of writing, and not those that are planned or pre-allocated, are included.

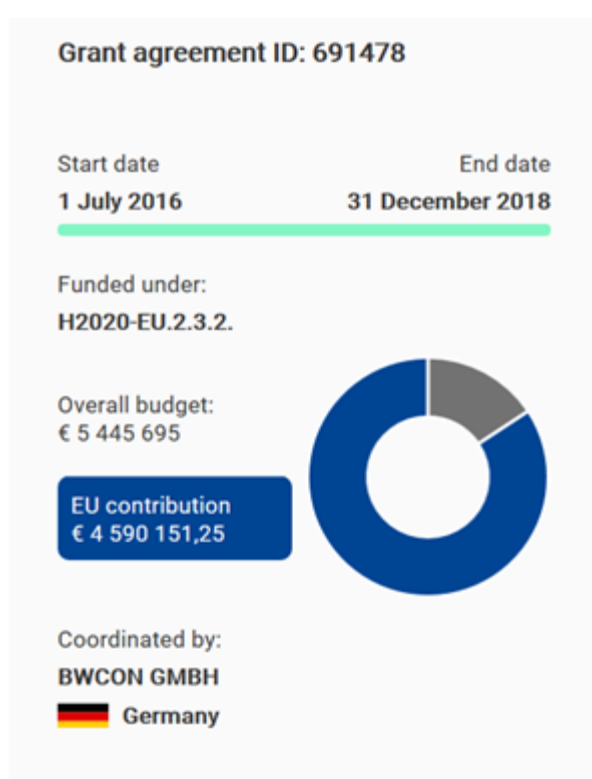
4. Project profiles and key outcomes

At the time of writing, eight INNOSUP-1 projects have been completed and ten projects are still ongoing.

The ongoing projects are in the supporting SMEs phase. Therefore, the data shows their outcomes up until June 2020. As is to be expected, ongoing projects indicate a more limited impact than the completed projects. Further data will be provided for these ongoing projects in due course.

4.1. Completed projects

4.1.1. KATANA



Goal: Support entrepreneurs from agro-food and ICT sectors in bringing their ideas from concept stage to market.

Sectors: Agro-food (agriculture, food production) and ICT.

Location of consortium partners: Denmark, Germany, Greece, Spain, Italy, Netherlands, Serbia, United Kingdom.

SMEs registered in consortium clusters: 86

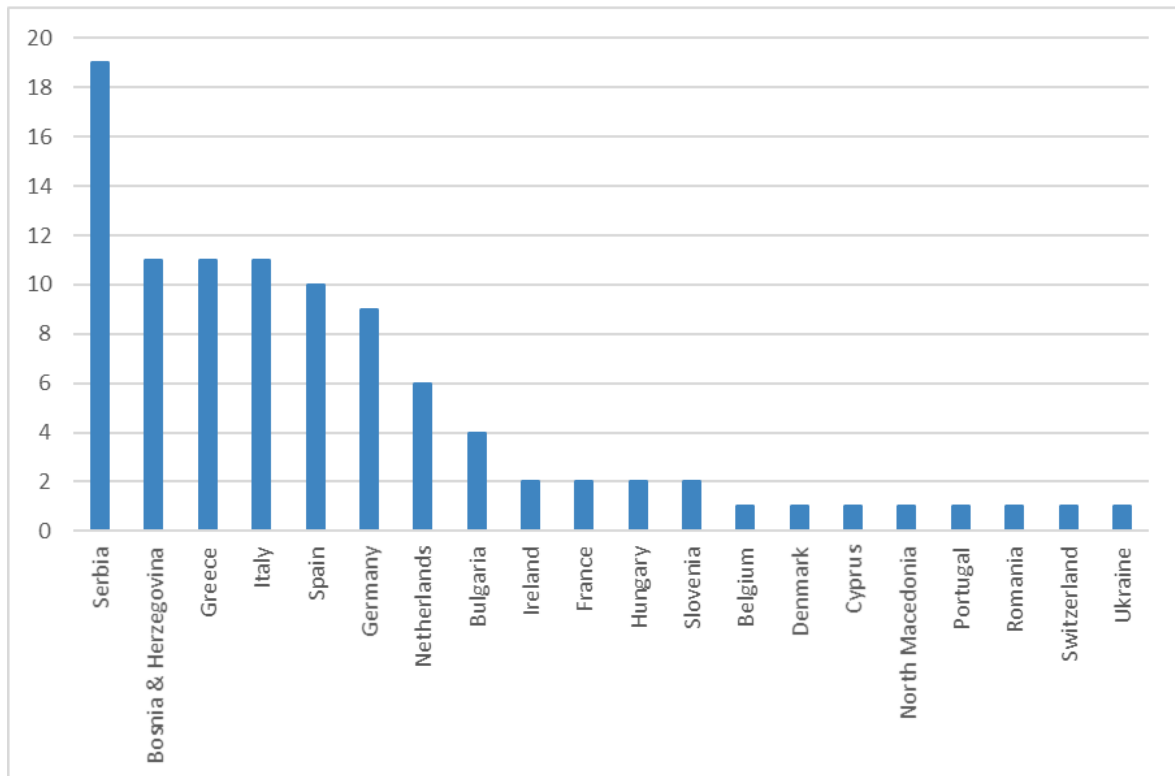
Website: katanaproject.eu

Key outcomes:

- €3,9 million spent on providing direct support to SMEs. This represents 75% of the total project costs.
- 97 unique SMEs received an innovation support package (vouchers for travel to attend a boot camp, technical support, and training). **Figure 7** shows the geographical distribution of these SMEs.
- 10 consortia of SMEs received innovation support grants of €100,000.
- 54 innovative cross-sectoral projects were developed by these consortia.

- 400 people representing SMEs took part in innovation support activities including webinars, coaching, and a boot camp.

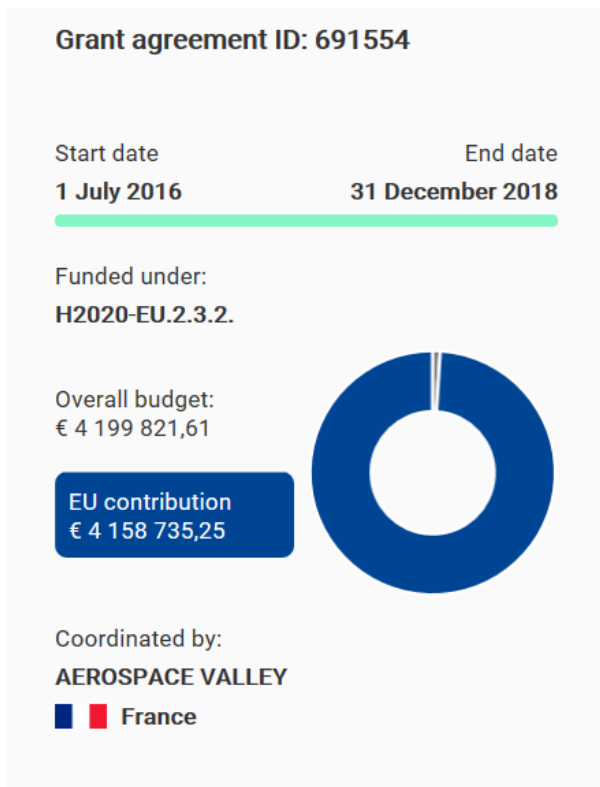
Figure 7 - KATANA - SMEs given innovation support by country



Source: KATANA

Note: The graph includes only unique SMEs receiving the innovation support package (vouchers for travel to attend a boot camp, technical support, and training). It does not include SMEs within the consortia that received innovation support grants.

4.1.2. NEPTUNE



Goal: Implement a Blue Growth Accelerator supporting the development of new cross-sectoral and cross-border industrial value-chains mixing Water, Aerospace, ICT and Agriculture technologies.

Sectors: Blue growth (water, aerospace, ICT and agriculture).

Location of consortium partners: Greece, Spain, France, Italy, Poland, Romania, Sweden.

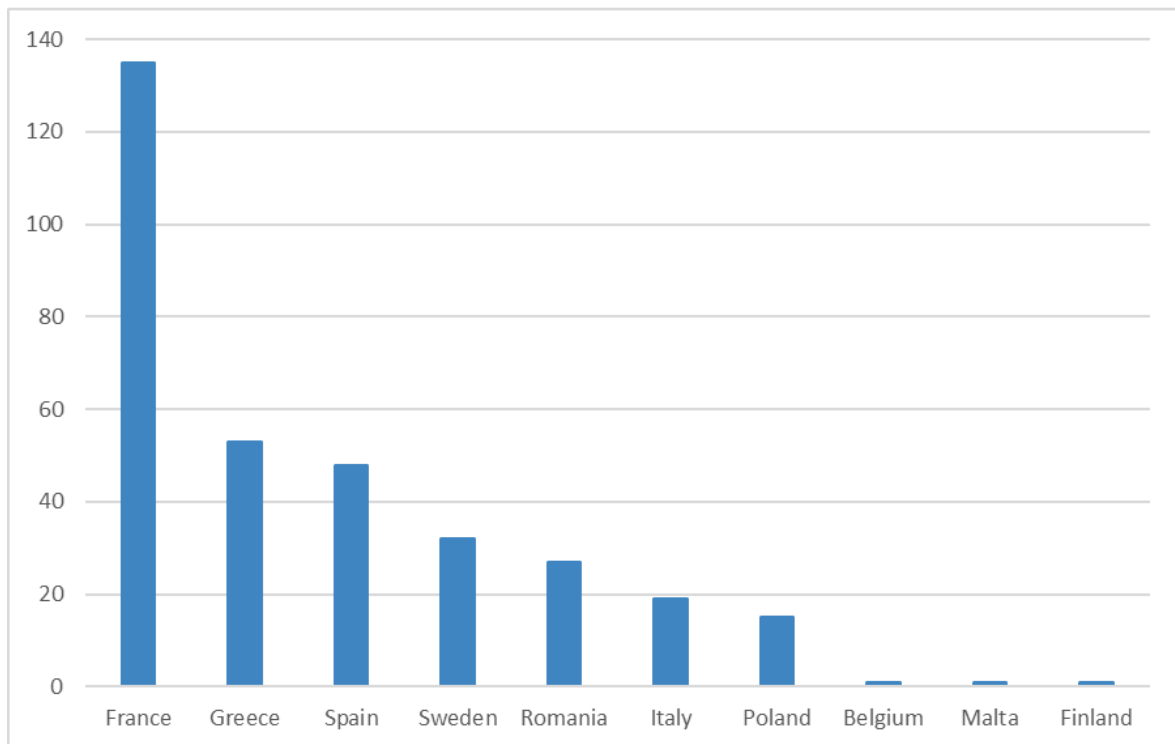
SMEs registered in consortium clusters: 907

Website: neptune-project.eu

Key outcomes:

- €3,7 million was spent on providing direct support to SMEs. This represents 92% of the total project costs.
- 332 unique SMEs received support. **Figure 8** shows the geographical distribution of these SMEs.
- 90 SMEs received support in the form of vouchers.
- 41 SMEs received support in the form of coaching and mentoring.
- 65 SMEs received support in the form of innovation clubs.
- 141 SMEs received support via the NEPTUNE open space collaborative platform.
- In total, 41 innovative cross-sectoral projects were developed by these SMEs. More information about these SME-led projects is available in the [project catalogue](#) and in the [project video](#).

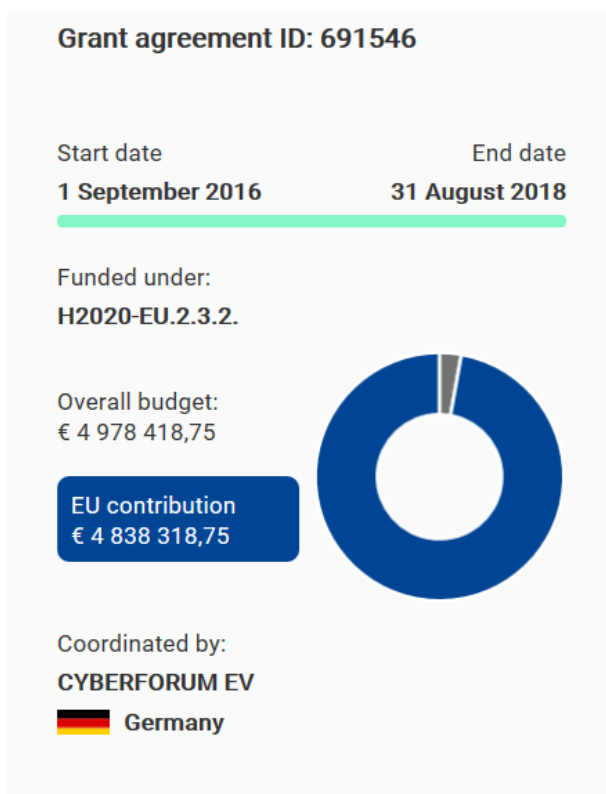
Figure 8 - NEPTUNE - SMEs given innovation support by country



Source: NEPTUNE

Note: The graph includes all unique SMEs that received services from NEPTUNE.

4.1.3. PERMIDES



Goal: Bring together SMEs from the biopharmaceutical and ICT sectors to advance precision medicine through the development of novel digital solutions along the biopharmaceutical value chain.

Sectors: Personalised medicine (biopharma and ICT).

Location of consortium partners: Germany, Norway, Austria.

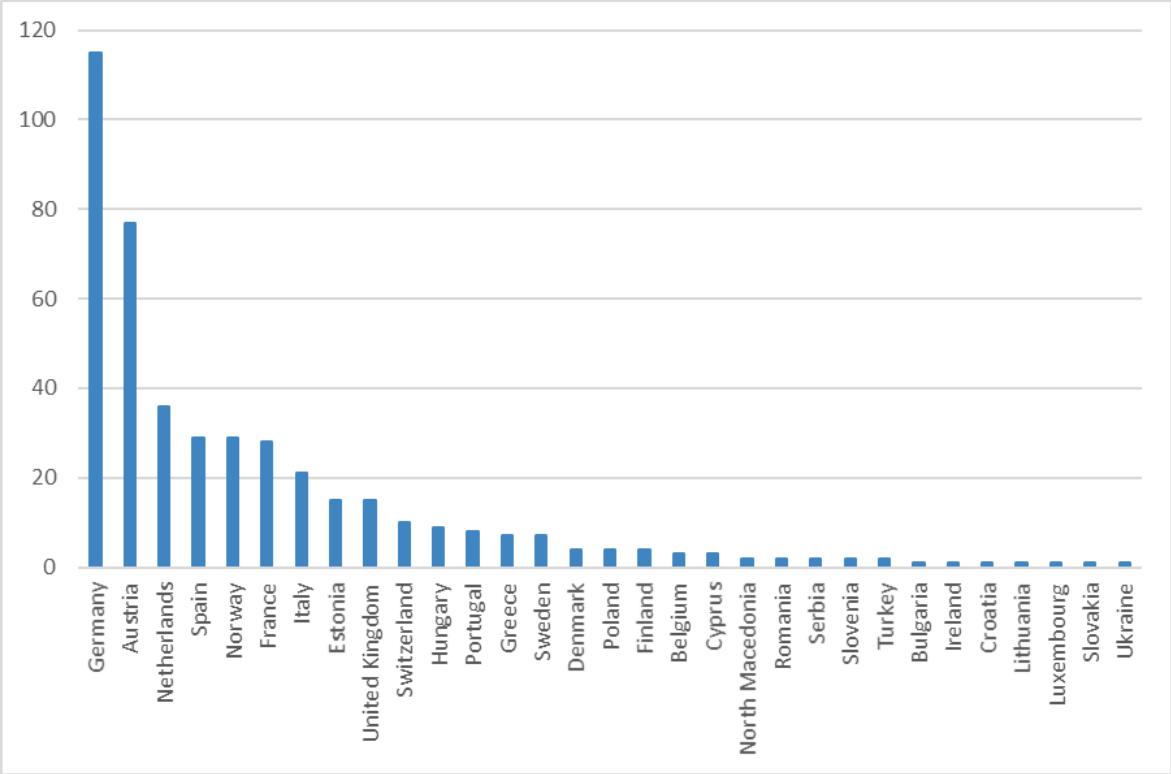
SMEs registered in consortium clusters: 1,205

Website: permides.eu

Key outcomes:

- €4 million was spent on providing direct support to SMEs. This represents 83% of the total project costs.
- 441 unique SMEs received support. **Figure 9** shows the geographical distribution of these SMEs.
- 196 SMEs received support in the form of vouchers. Of these, 91 received travel vouchers, 55 consultancy vouchers, and 50 innovation vouchers.
- 161 SMEs received support via matchmaking events.
- 53 SMEs received support in the form of follow-up coaching.
- In total, 50 innovative cross-sectoral projects were developed by these SMEs. More information about these SME-led projects is available in the [project catalogue](#).

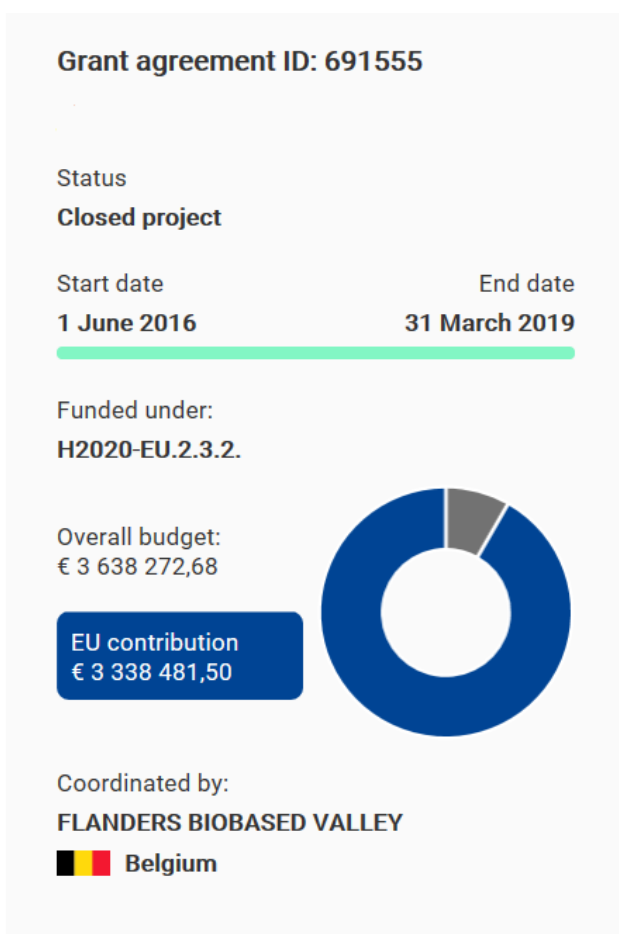
Figure 9 - PERMIDES - SMEs given innovation support by country



Source: PERMIDES

Note: The graph includes all unique SMEs that received services from PERMIDES.

4.1.4. SuperBIO



Goal: Develop new, innovative, cross-border and cross-sectorial industrial value chains in the bio-based economy.

Sector Biomass.

Location of consortium partners: Belgium, Germany, Spain, France, Poland, United Kingdom.

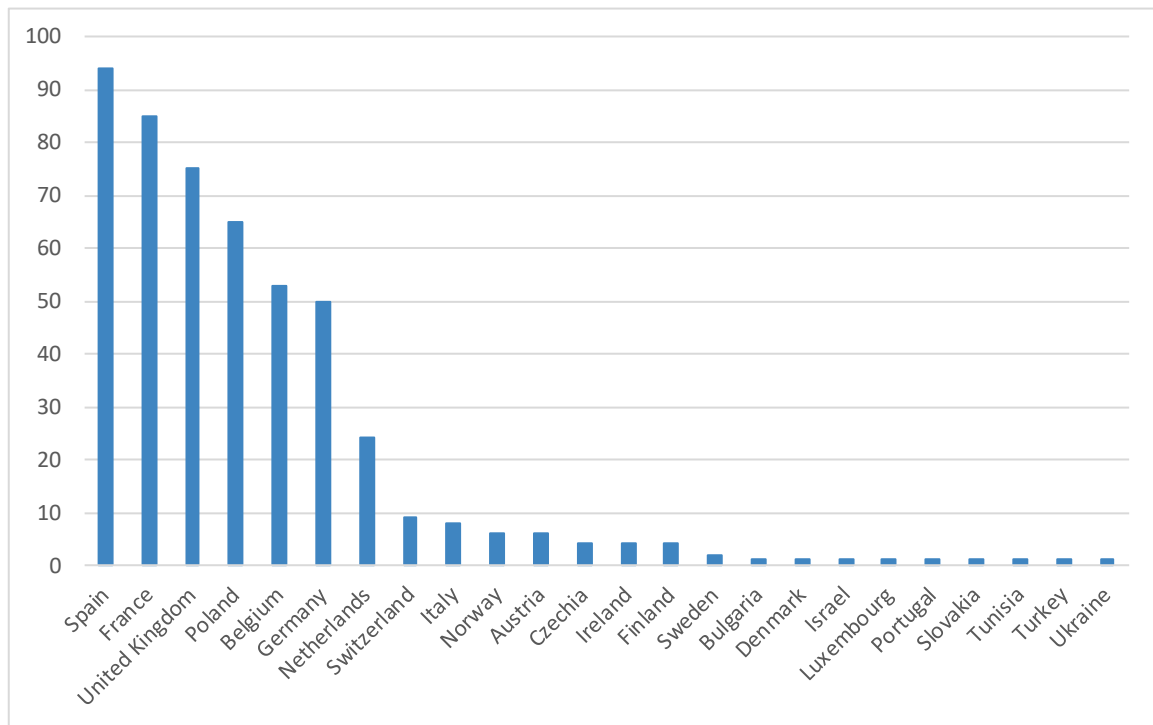
SMEs registered in consortium clusters: 498

Website: h2020-superbio.eu

Key outcomes:

- €2,5 million spent on providing direct support to 498 SMEs from 24 countries. See **Figure 10**.
- 466 SMEs attended innovation workshops.
- 133 SMEs received coaching and mentoring services.
- 35 SMEs received packages of innovation support services.
- 37 innovative products, processes and technologies were developed by these SMEs.
- More information about these SME-led projects is available on the SuperBIO website and in the [project video](#).

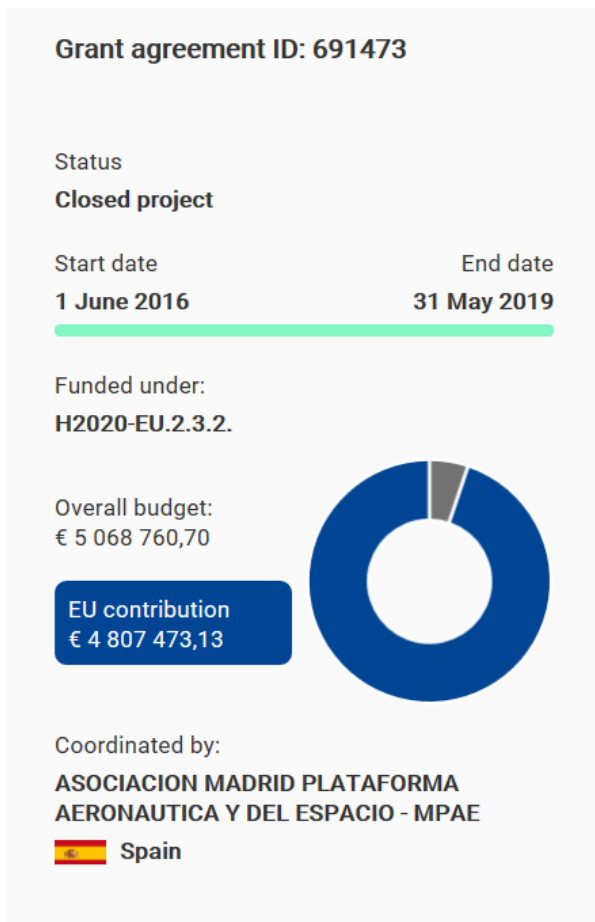
Figure 10 - SuperBIO - SMEs given innovation support by country



Source: SuperBIO

Note: The graph includes all unique SMEs that received services from SuperBIO.

4.1.5. ActiVate



Goal: Support innovation in SMEs and foster the smart reindustrialization of Europe via new cross-border and cross-sectoral value chains.

Sectors: Aerospace, agro-food, health, ICT.

Location of consortium partners: Belgium, Ireland, Spain, Netherlands, Poland, Portugal.

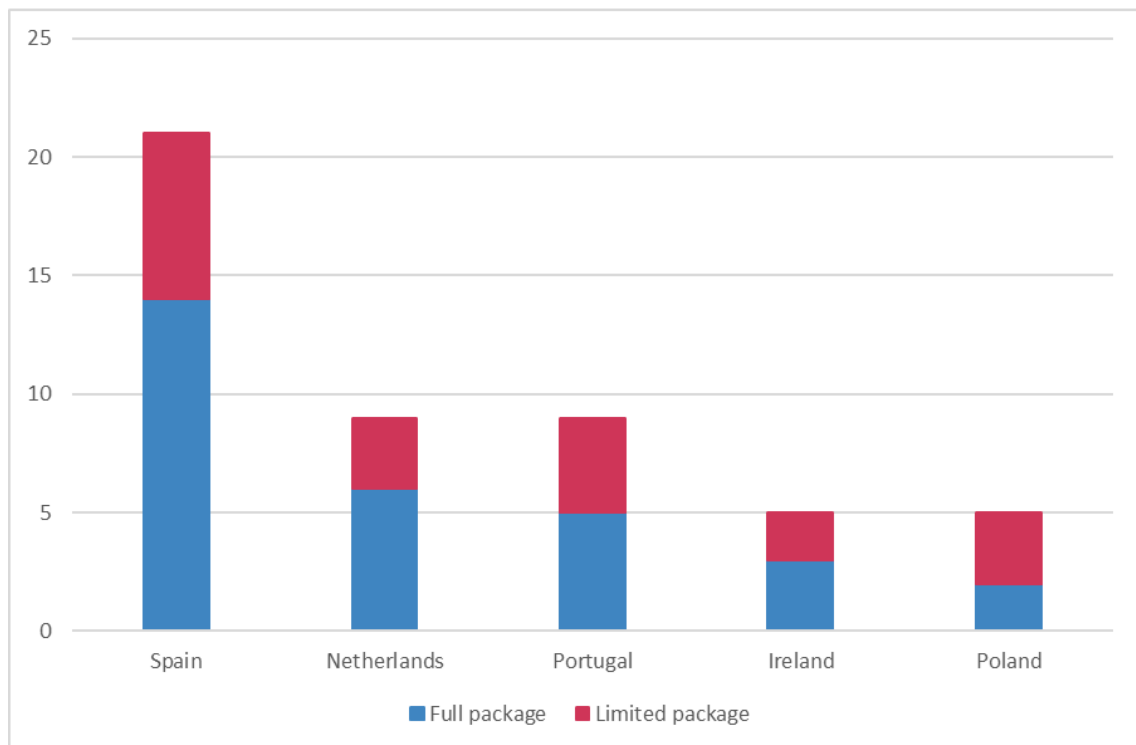
SMEs registered in consortium clusters: 93

Website: activate.eu

Key outcomes:

- €2,3 million was spent on providing direct support to SMEs. This represents 82.8% of the total project costs.
- 50 unique SMEs received support and 50 innovative cross-sectoral projects were developed. More information about these SME-led projects is available in the [project catalogue](#) and in the [project video](#).
- 30 SMEs received funding of €46,000 and a full package of business support services.
- 19 SMEs received €6,000 and a limited package. 1 SME received support services only.
- **Figure 11** shows the geographical distribution of the SMEs that received funding for innovation.

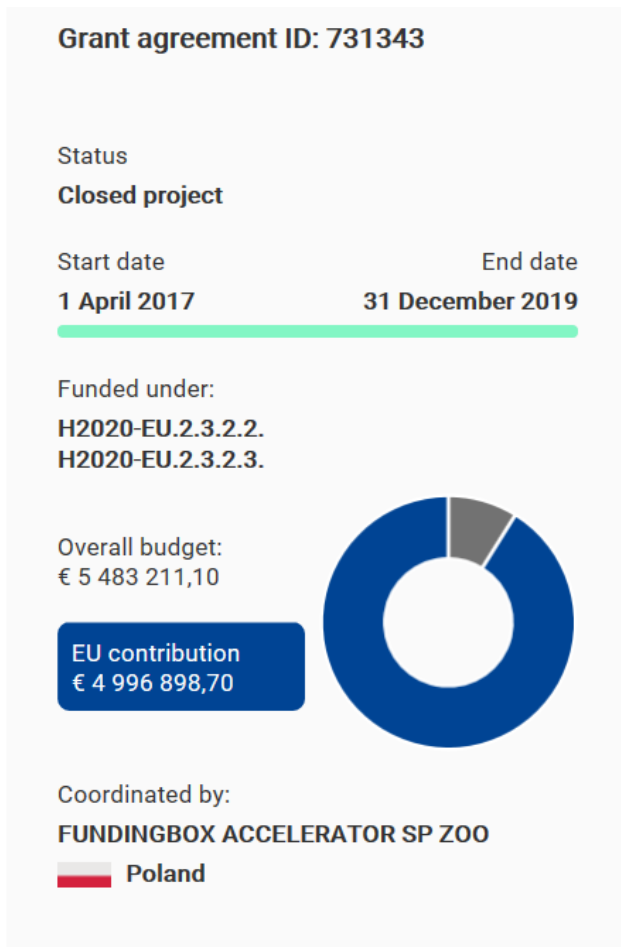
Figure 11 - ACTTiVate - SMEs given innovation support by country



Source: ACTTiVate

Notes: The graph includes unique SMEs that received funding and services from ACTTiVate. It shows the highest level of support given to each SME. The SMEs that received the full innovation support package also received the basic package. One further SME, in the Netherlands, received innovation services only and no direct financial support.

4.1.6. <IMPACT> Connected Car



<IMPACT>

Goal: Build a 'Connected Car Open Space' where innovation actors validate and accelerate cross-sectoral and cross-border business solutions.

Sectors: Automobile, ICT, IoT, advanced manufacturing, and road infrastructure.

Location of consortium partners: Czechia, Denmark, Germany, Spain, France, Israel, Netherlands, Poland.

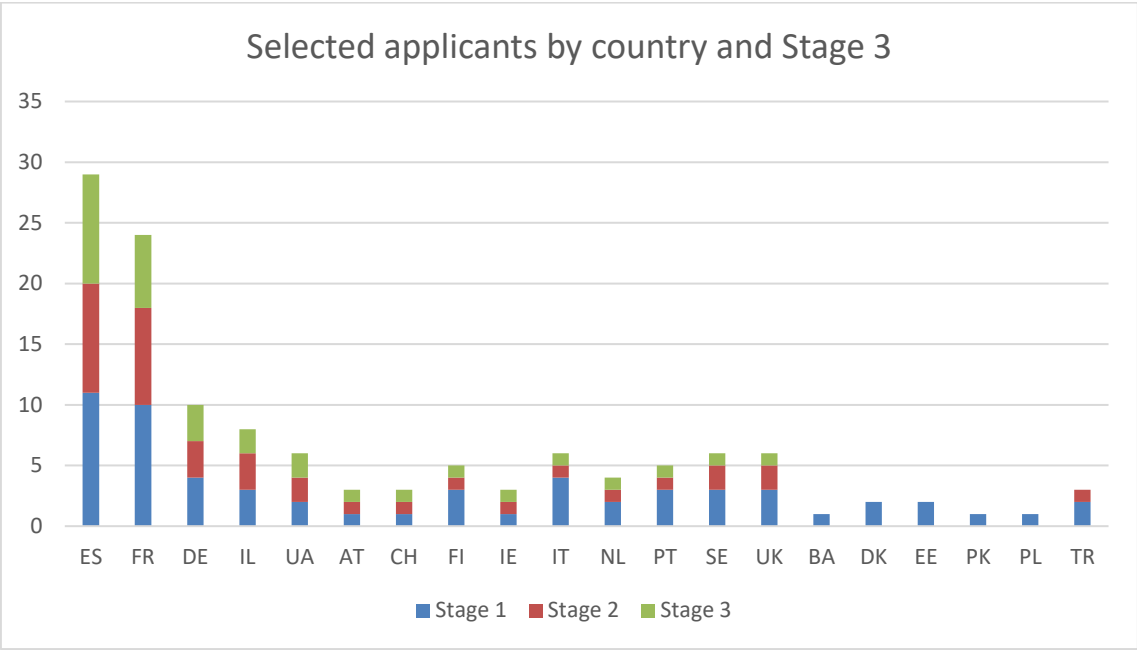
SMEs registered in consortium clusters: 891

Website: impact-accelerator.com

Key outcomes:

- 1,142 applications out of which 430 eligible and 128 selected.
1st call: 516 applications were received and 216 submitted from 41 countries.
2nd call: 626 applications were received and 214 submitted from 39 countries.
See **Figure 12**.
- €1,9 million has been reported as direct spending on innovation support for SMEs through 3 different stages / calls:
 - Stage 1- 60 SMEs have received innovation support. Boot camp and up to €3,000 of funding.
 - Stage 2- 37 SMEs. Additional grants up to €7,000 and business support services.
 - Stage 3- 31 SMEs. Grants of up to €50,000 and coaching.
- 31 Innovative products, services, processes developed thanks to the overall innovation support provided by the project.
- Contests: 31 applicants from 12 countries, 2 awarded with €15,000 each.

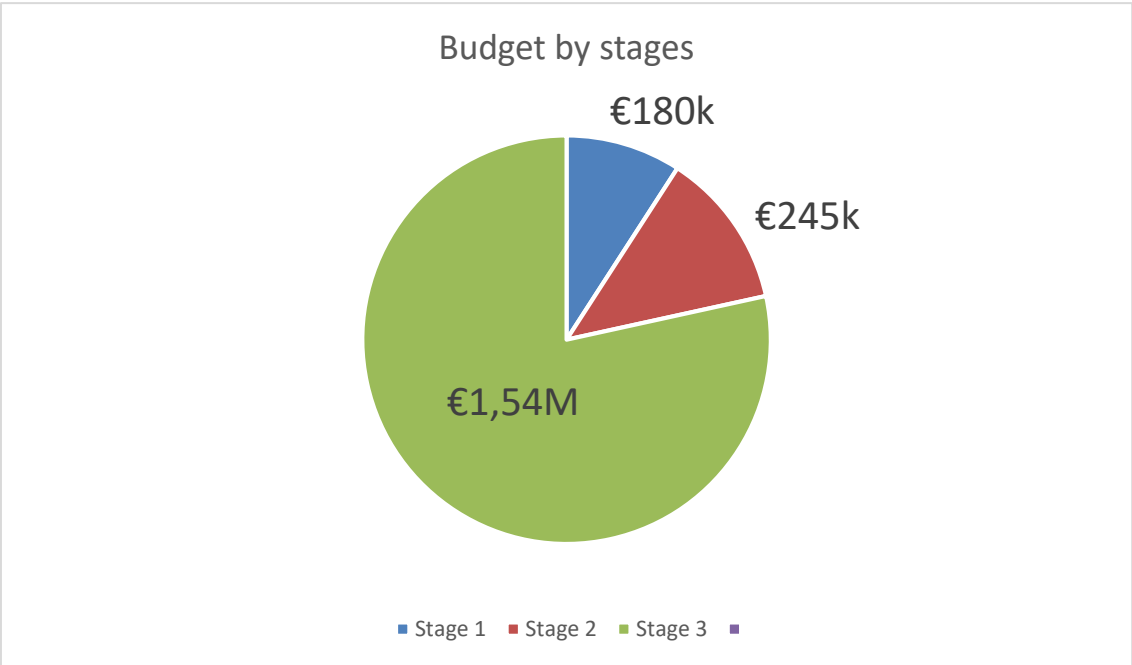
Figure 12 - ICCAR - SMEs given innovation support by country and stage



Source: <IMPACT> Connected Car

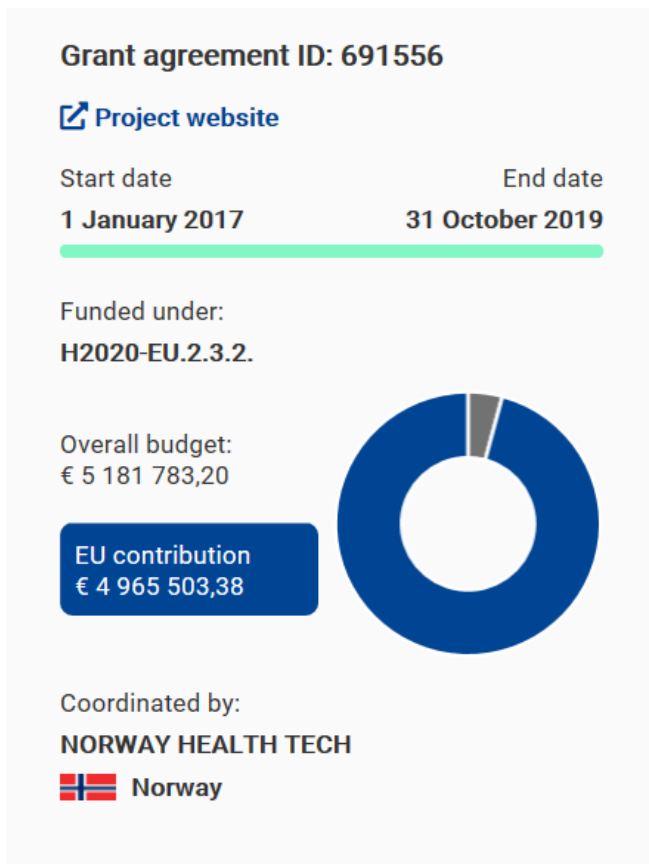
Notes: The graph includes all unique SMEs that have received services from <IMPACT> Connected Car. All selected SMEs received Stage 1 support after selection, some received Stage 2 support, and finally Stage 3 support.

Figure 13 - ICCAR - Total budget received by Stage



Source: <IMPACT> Connected Car

4.1.7. INNOLABS



Goal: Leverage cross capacity building between the ICT, health, bio and medicine sectors for new emerging industries in personalised health.

Sectors: personalised e-health (health, medicine, and ICT).

Location of consortium partners: Germany, Spain, France, Italy, Norway, Poland, United Kingdom.

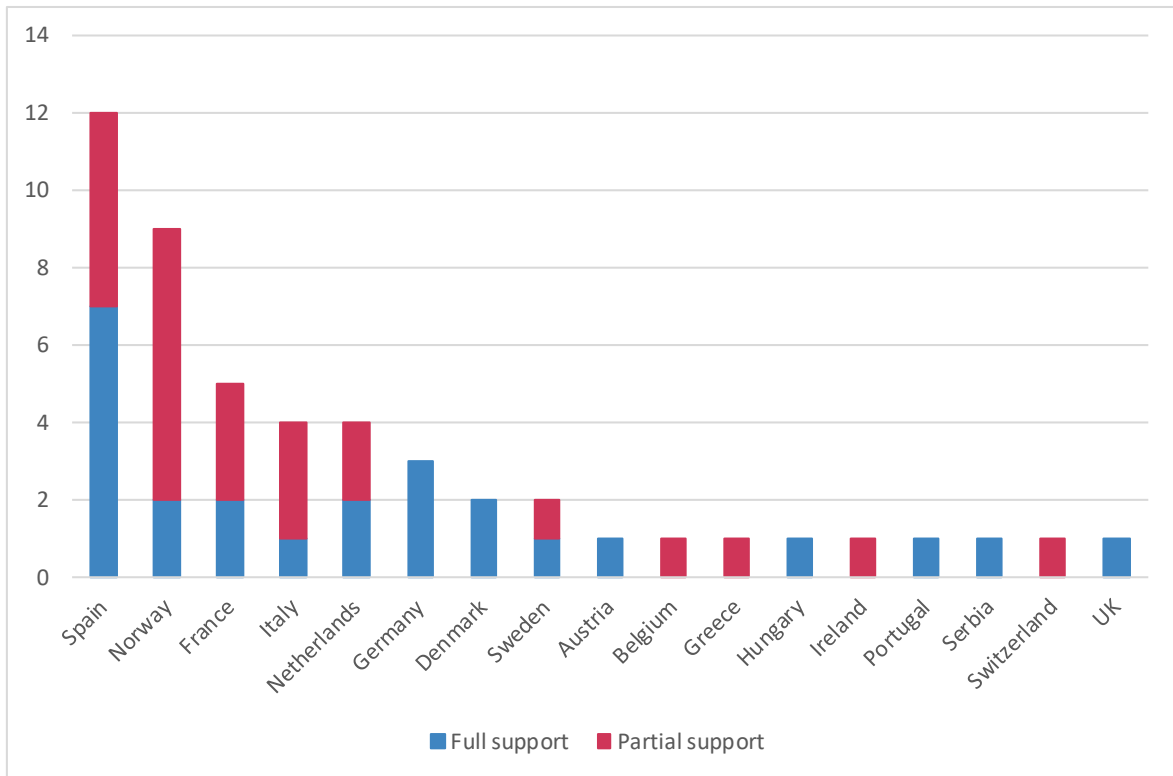
SMEs registered in consortium clusters: 1,139

Website: innolabs.io

Key outcomes:

- €4,4 million were reported as direct spending on innovation support for SMEs. The proportion of spending allocated directly to SMEs compared with the total project cost is thus almost 90% (this is 15% percentage points over the 75% target).
- 50 projects from SME-led consortia were supported in the first round of support services. 25 of these projects received a full support package, consisting of €30,000 of funding and innovation support services. The remaining 25 projects received a partial support package of €4,500 of funding and support services. **Figure 14** shows the geographical distribution of the lead SME for each project and the types of support provided.
- 23 projects from SME-led consortia were supported in the second round of support services, receiving €50,000 of direct funding and innovation support services. **Figure 15** shows the geographical distribution of the lead SMEs for each project.

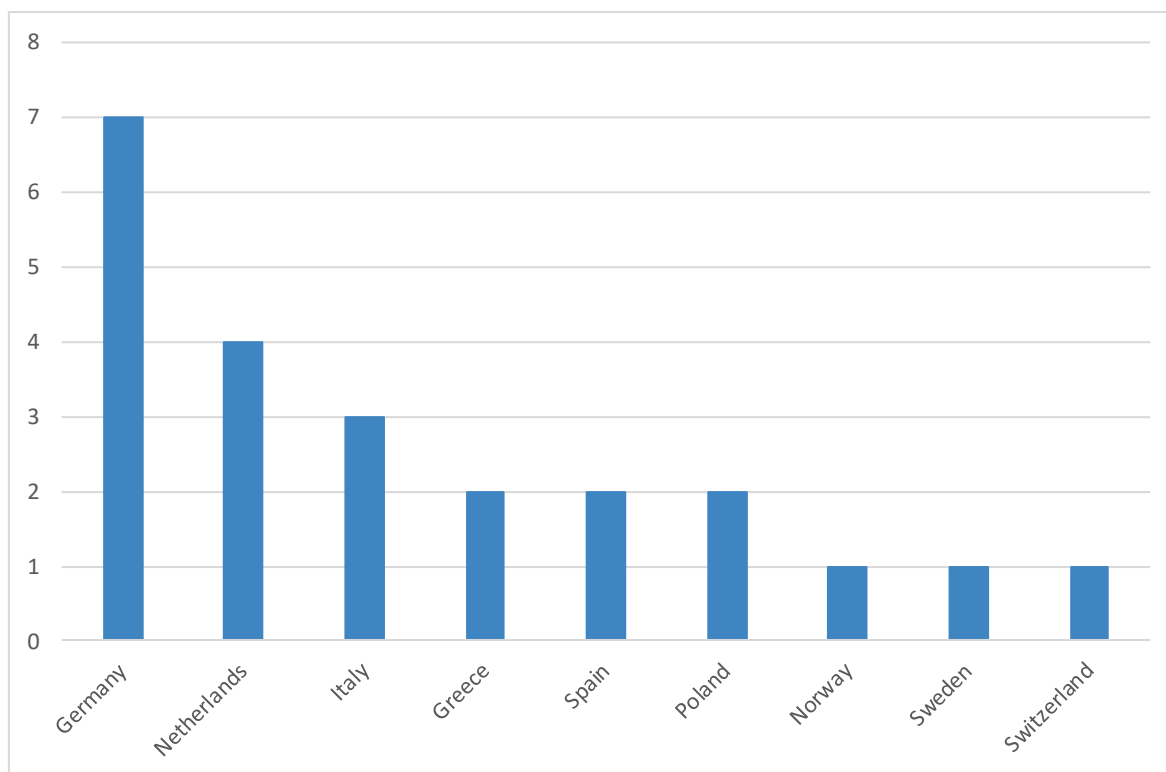
Figure 14 - INNOLABS - Projects supported 1st call for proposals and type of support given by country of lead SME



Source: INNOLABS

Notes: The graph includes all SME-led consortia that received services from INNOLABS in the first open call. All selected consortia received the limited package of support, including those that went on to receive the full package of support. The graph shows the highest level of support given to each SME-led consortium. Geography is shown according to the location of the SME leading each consortium.

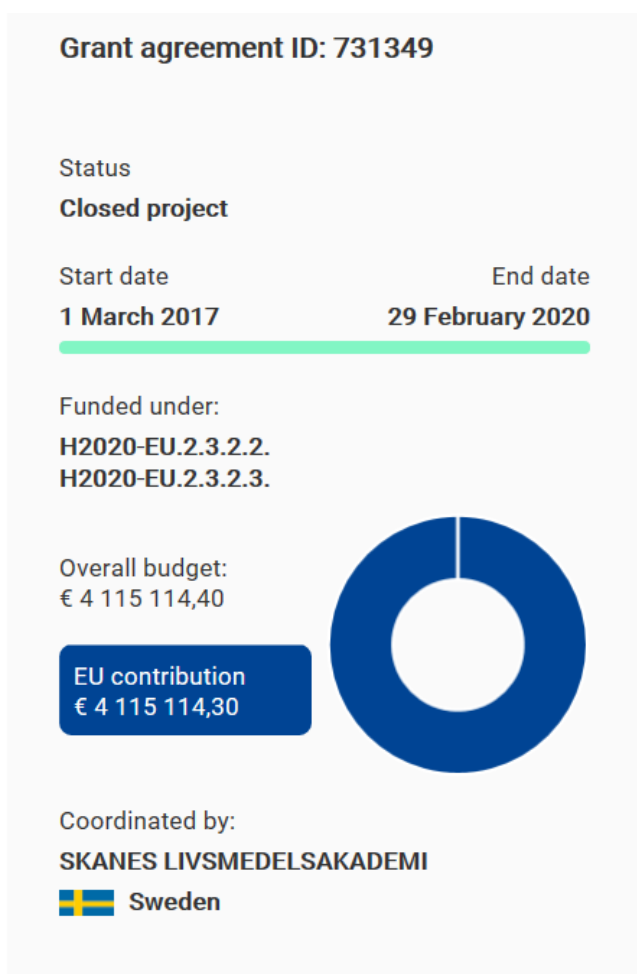
Figure 15 - INNOLABS - Projects supported 1st open call for proposals by country of lead SME



Source: INNOLABS

Notes: The graph includes all SME-led consortia that have received services from INNOLABS in the second open call. Unlike the INNOLABS first open call, the second call offered only one level of support.

4.1.8. INCluSilver



Goal: Support collaboration between actors belonging to different sectors in order to create the optimal conditions for generating and validating innovative ideas in the field of personalized nutrition for the Silver Economy.

Sectors: personalised nutrition (agro-food, ICT, health, creative industries).

Location of consortium partners: Denmark, Ireland, Greece, Spain, France, Italy, Hungary, Sweden, United Kingdom.

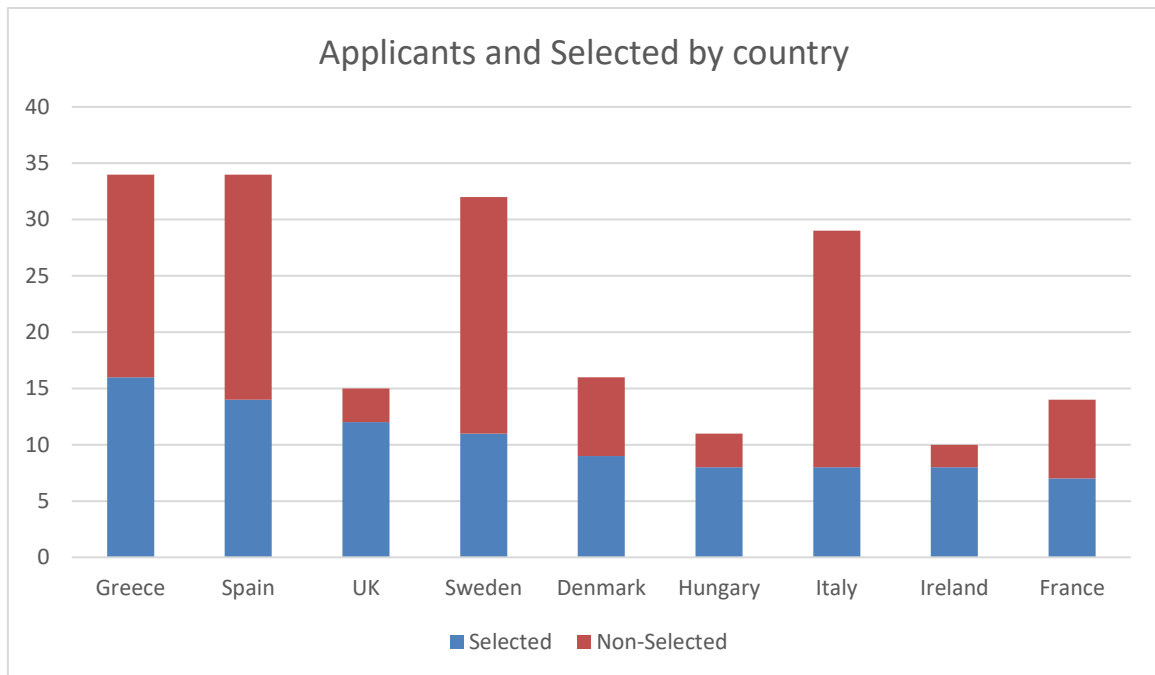
SMEs registered in consortium clusters: 246

Website: inclusilver.eu

Key outcomes:

- €2,5 million has been reported as direct spending on innovation support for SMEs from 9 countries. Average of €300,000 per country. See **Figure 16**.
- 3 type of Innovation Vouchers / Calls - see **Figure 17**:
 - Ideas (2IV) - €3,000. PIV: €34,000.
 - Proposal (PIV) – Up to €60,000: €2,46 million.
 - Intellectual Property Rights (IPR) – €5,000: €10,000.
- 195 applicants, out of which 93 unique SMEs, have received innovation support services consisting of vouchers and support services (access to an online innovation space, workshops, webinars, and coaching).
- 5 type of webinar services provided by the 10 partners: 171 participants – 51 unique SMEs.
- 37 innovative products and services have been developed.

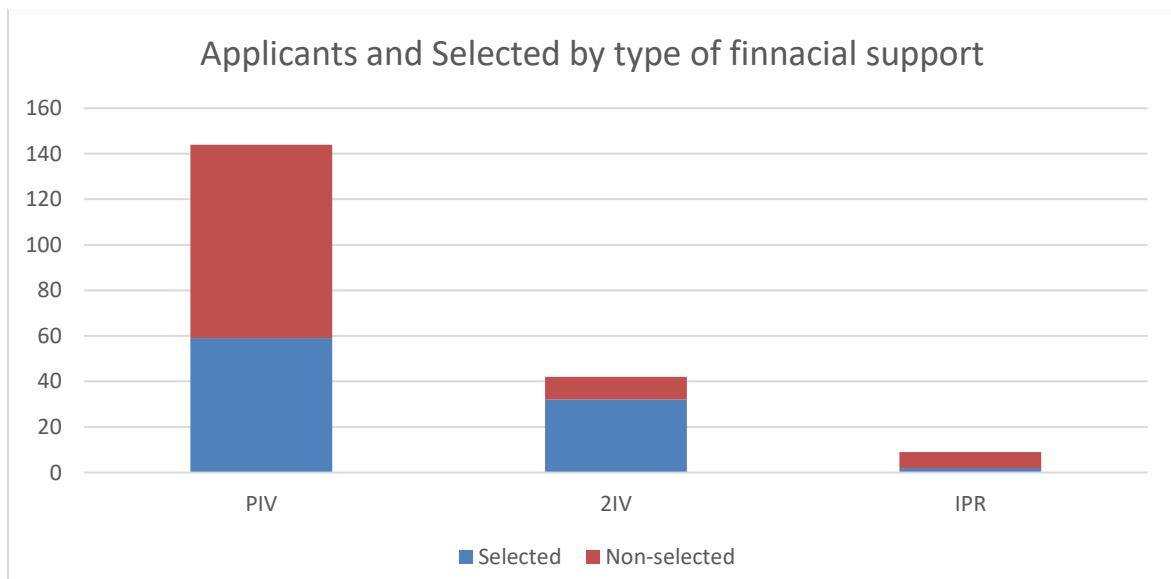
Figure 16 - INCluSilver - Applicants receiving financial support to be granted through the call by country



Source: INCluSilver

Note: The graph includes all unique SMEs that have received innovation support services from INCluSilver.

Figure 16 - INCluSilver - Applicants by type of financial support



Source: INCluSilver

Note: Innovation Vouchers: 2IV – Ideas – €3,000. PIV – Proposal – Up to €60,000. IPR – Intellectual Property Rights – €5,000.

4.2. Ongoing projects

4.2.1. Cross4Health



Cross4Health

Goal: Unlock the collaborative potential of aerospace and energy SMEs on the biotechnology, ICT and medical devices sectors for the generation of innovative solutions that enhance patient-centred personalised care.

Sectors: medicine, aerospace, biotechnology, energy, ICT.

Location of consortium partners: Germany, Spain, France, Norway, Sweden, United Kingdom.

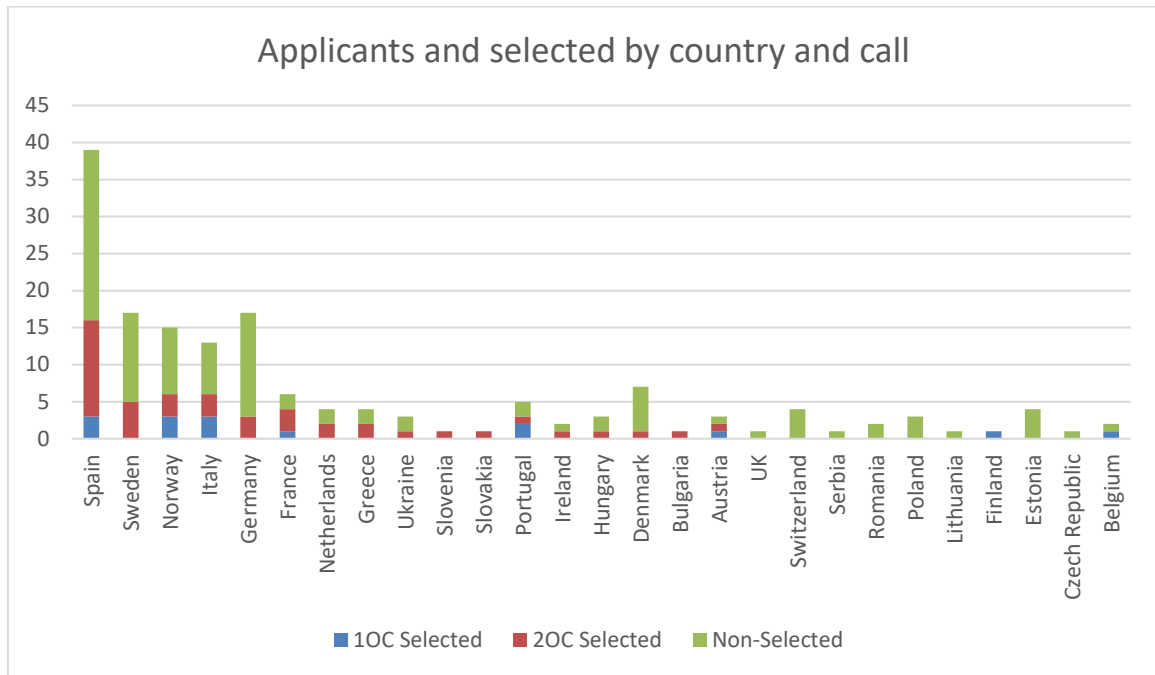
SMEs registered in consortium clusters: 710

Website: cross4health.eu

Key outcomes up to June 2020:

- €3,19 million has been allocated as direct spending on innovation support for SMEs in 19 countries. See **Figure 19** – Amount allocated by country and call.
- 28 projects SME-led consortia supported. 161 applications submitted - 58 unique SMEs selected.
- Innovation support in the form of €25,000 direct funding, and vouchers for innovation services worth €30,000. **Figure 18** shows the geographical distribution of all applicants by country.
- 4 contests have taken place in France, Norway, Spain and Germany which resulted in 12 winners from 5 different countries with an average of €3,000 per prize.

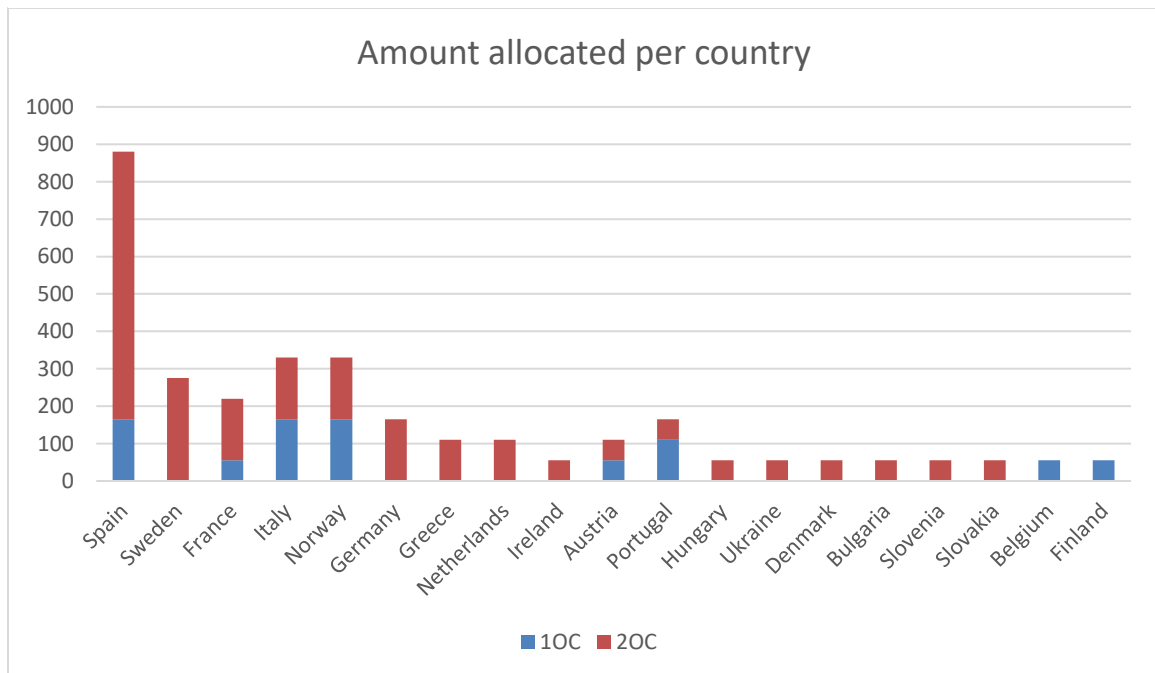
Figure 17 - Cross4Health - SME applicants and selected receiving innovation support by country and call



Source: Cross4Health

Notes: Applicants include all SMEs that have applied to receive innovation support services from first and / or second call. Selected includes an idea/project represented by at least 2 SMEs from two different countries.

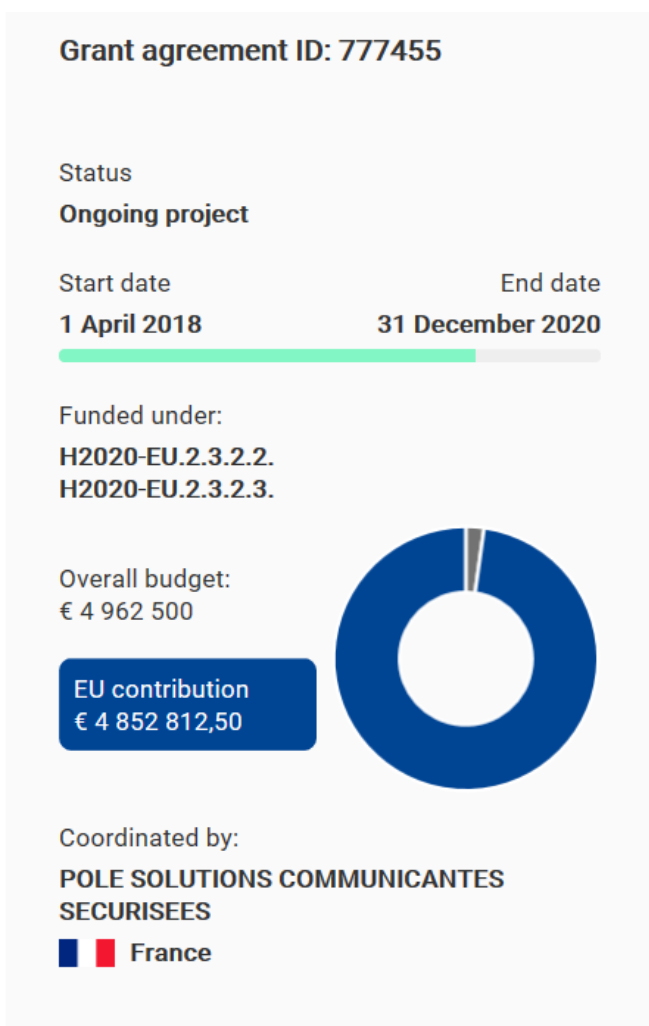
Figure 18 - Cross4Health – Amount in thousand euros distributed by country



Source: Cross4Health

Note: Amounts are in thousand euros.

4.2.2. IoT4Industry



Goal: Develop a new cross-sectoral industrial value chain based on the integration of IoT and related components into manufacturing tools, machines and robots, industrial processes, and factory environments, through cross-border collaboration between SMEs and other RDI actors.

Sectors: Manufacturing and ICT.

Location of consortium partners: Belgium, Germany, Spain, France, Italy, United Kingdom.

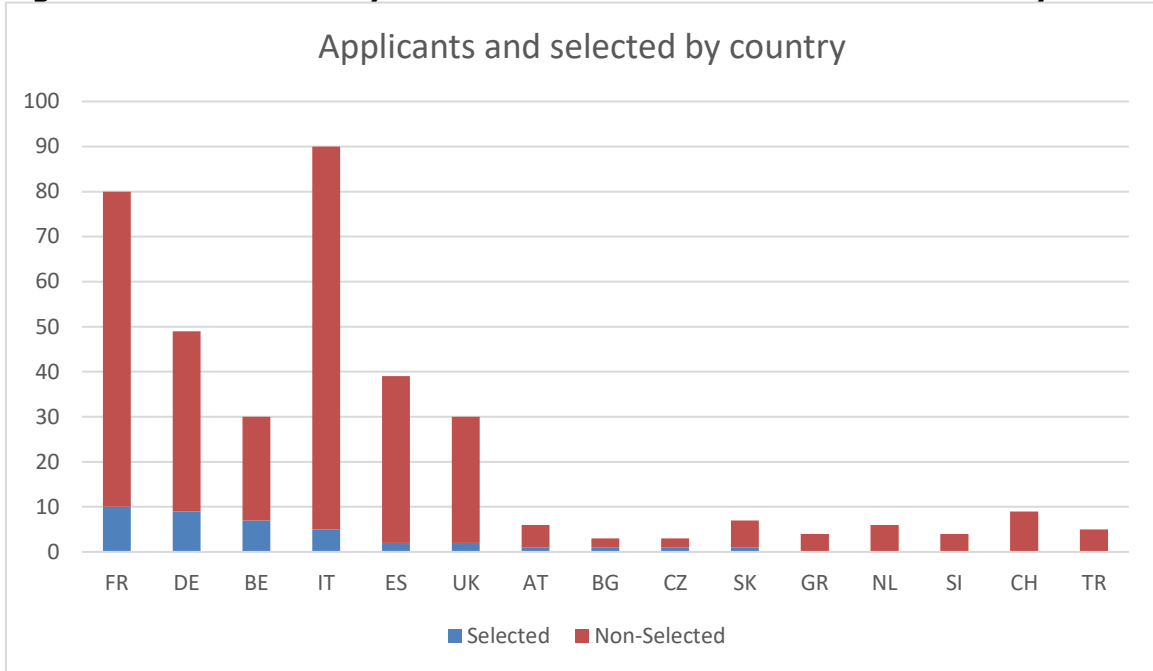
SMEs registered in consortium clusters: 950

Website: iot4industry.eu

Key outcomes up to June 2020:

- To date, €3,7 million has been reported as direct spending on innovation support for SMEs. The proportion of spending allocated directly to SMEs will be calculated at a later stage in the project.
- 385 applicants from 28 countries out of which 40 SME-led consortia proposals were selected from 11 countries to receive innovation support in the form of vouchers and support services. **Figure 20** shows the geographical distribution of these SMEs.
- *Matchmaking* (call for EoI) service received 364 applications out of which 200 received a service with a total cost of €107,000. **Figure 21.**
- Trainings involved 535 people and 214 SMEs and took place in France, Italy, Belgium, UK and Germany.
- 7 innovative products, services, processes have been developed (finished projects). 33 are still under development (ongoing projects).

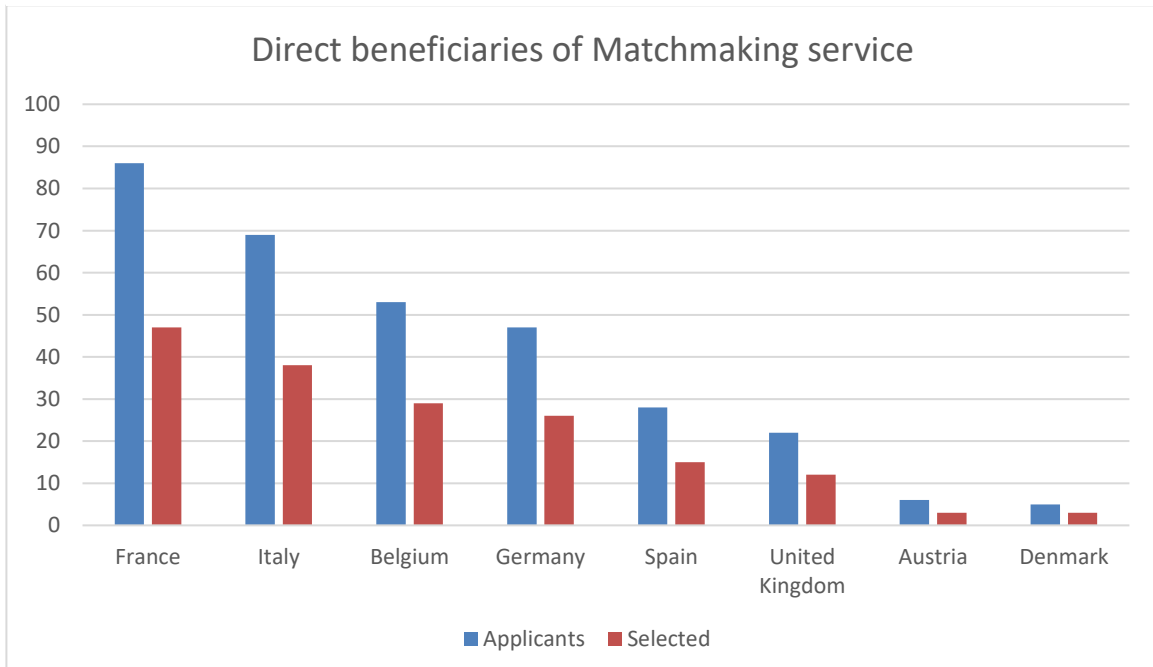
Figure 19 - IoT4Industry – Amount in thousand euros distributed by country



Source: IoT4Industry

Notes: The graph includes all unique SMEs that have to date been selected to receive innovation support services from IoT4Industry. Countries with two or less applicants and without approved proposals are not included.

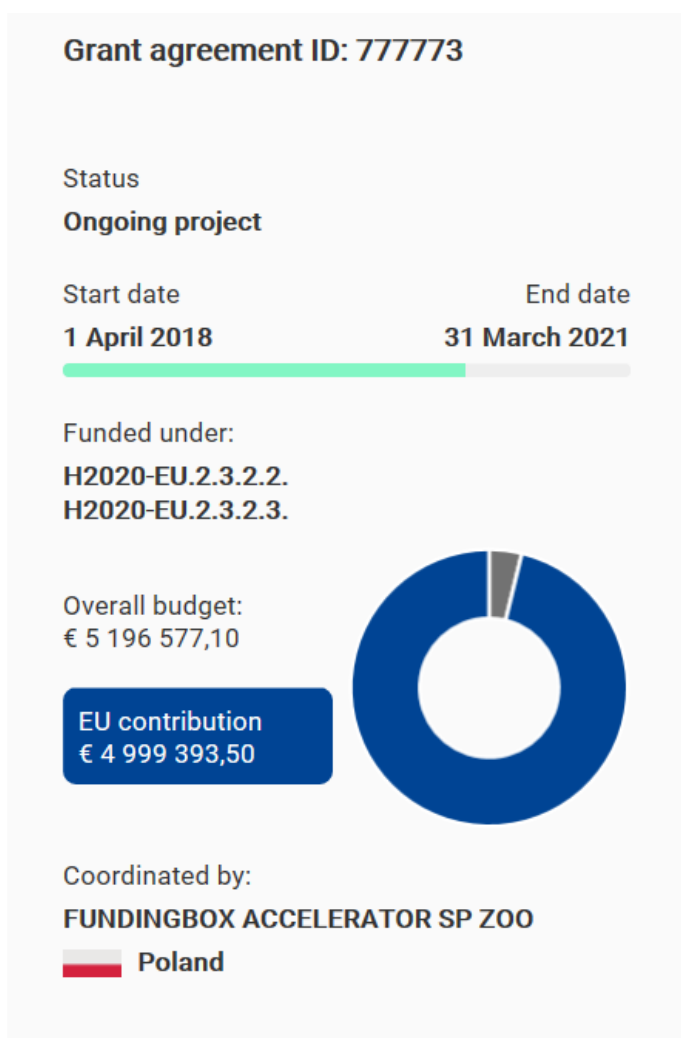
Figure 20 - IoT4Industry - Matchmaking service. SMEs receiving innovation support service by country



Source: IoT4Industry

Notes: Countries with two or less applicants and without approved submissions are not included. 364 applications received out of which 200 received a service with a total cost of €107,000.

4.2.3. C-VoUCHER



Goal: Generate new cross-sectoral and cross-border value chains with a circular economy approach, by combining industrial value chains with enabling technologies, through design thinking concepts.

Sectors: Agro-food, health, sea industries, textile and manufacturing with digital, hybrid and engineering.

Location of consortium partners: Denmark, Spain, France, Netherlands, Poland, Romania, Sweden.

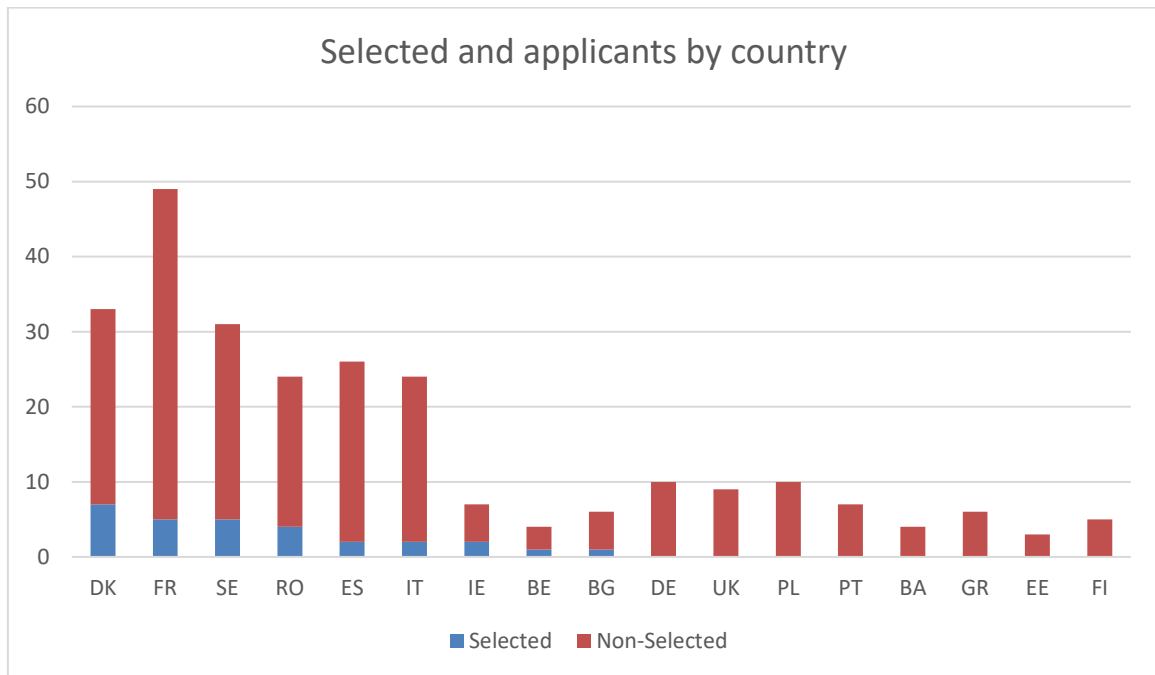
SMEs registered in consortium clusters: 757

Website: c-voucher.com

Key outcomes up to June 2020:

- €1,01 million reported as direct spending on innovation support for SMEs: 1st Circularity Open Call, 1st Adopters Open Call, 2nd Circularity Open Call.
- 297 SMEs from 32 countries applied for innovation support, **Figure 22** shows the geographical spread of the selected SMEs.
- 30 applicants have been selected and received €33,700 average grant.
- Manufacturing and agro-food sectors account for approximately 50% of all applicants.

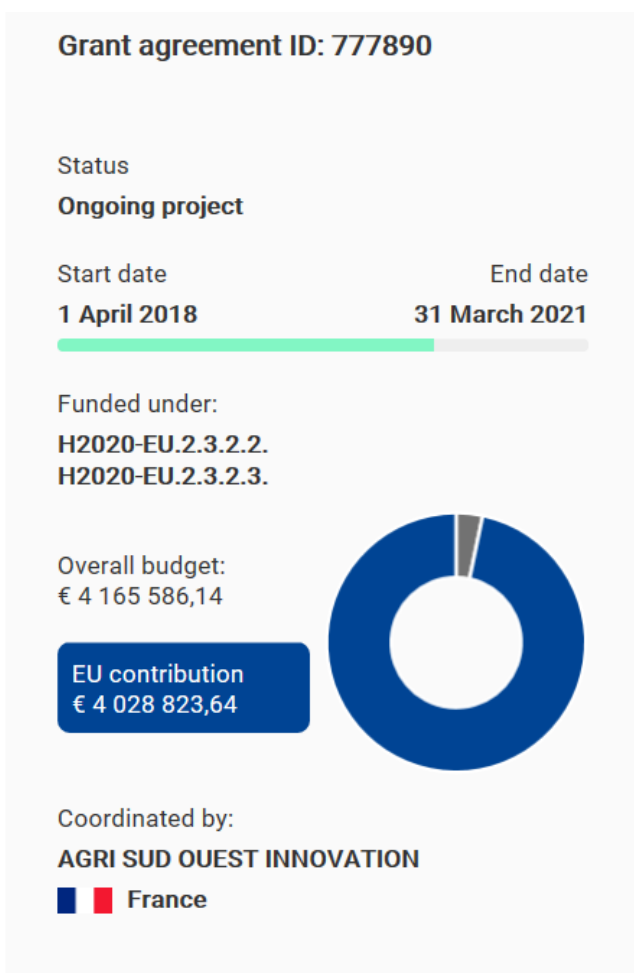
Figure 21 - C-VoUCHER - SMEs given innovation support by country



Source: C-VoUCHER

Notes: Unique SMEs that have been selected to receive innovation support services from C-VoUCHER. Other countries with less than three applicants and without selected projects are not included.

4.2.4. DIVA



Goal: Provide support to the emergence and development of new industrial digitech value chains with applications to the agro-food, forestry and environment sectors.

Sectors: Agriculture, forestry, environment, ICT.

Location of consortium partners: Ireland, Greece, Spain, France, Italy, Portugal.

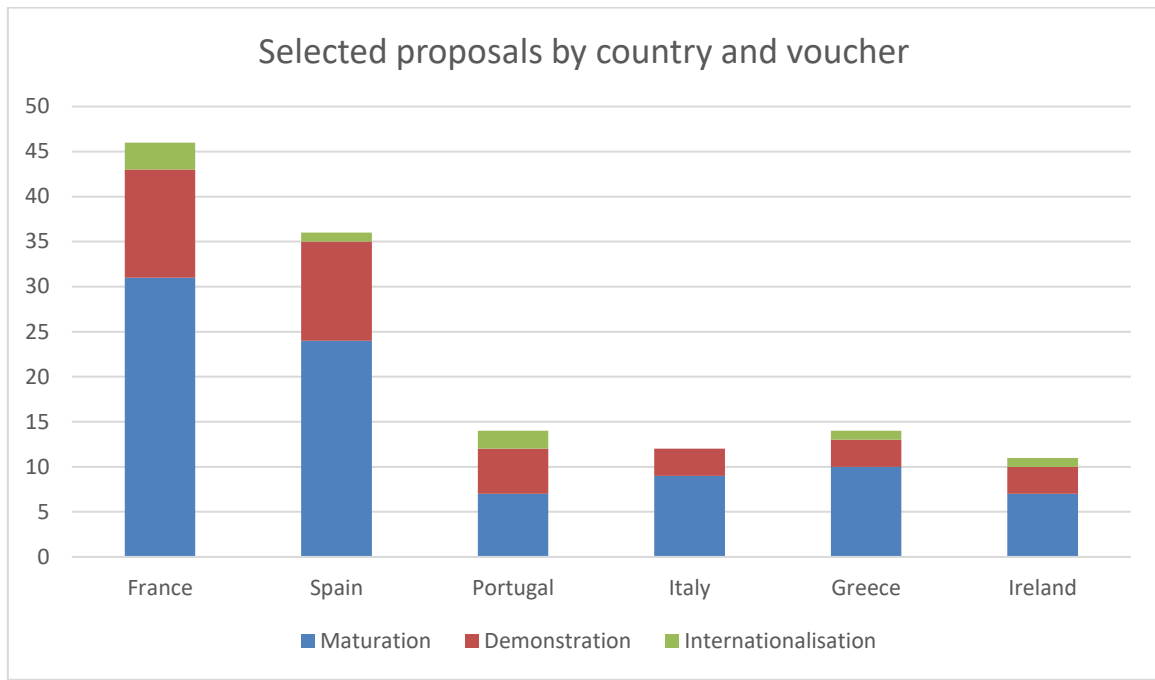
SMEs registered in consortium clusters: 282

Website: projectdiva.eu

Key outcomes up to June 2020:

- €2,7 million worth of vouchers to SME-led consortia through two calls. The second call selection has been made in April 2020, the vouchers have not been transferred yet.
- €97,000 allocated directly to SMEs in the first call. The amount of the second call will be calculated at a later stage.
- 296 SME-led consortia applied - 134 selected to receive innovation support in the form of vouchers. Vouchers are provided for maturation (88 consortia), demonstration (38 consortia), and internationalisation (8 consortia).
- **Figure 23** shows the geographical distribution of the lead SME for each selected consortium and the types of voucher allocated.
- **Figure 24** shows applicants and selected by country.

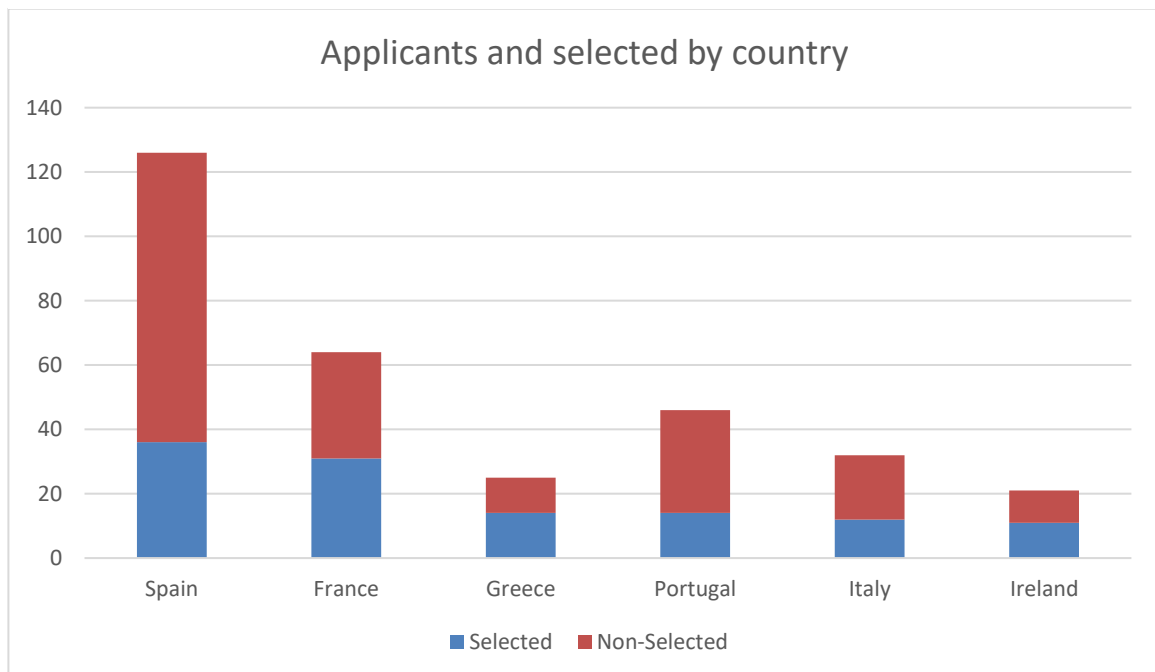
Figure 22 - DIVA - Selected by type of voucher and by country of lead SME



Source: DIVA

Note: Geography is shown according to the location of the SME leading each consortium.

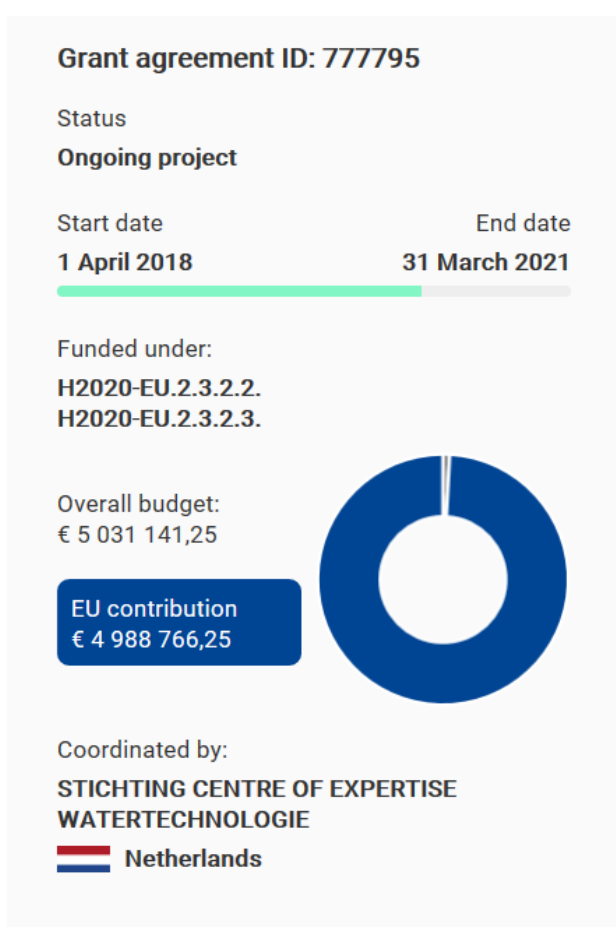
Figure 23 – DIVA - All applicants and selected by country



Source: DIVA

Note: Geography is shown according to the location of the SME leading each consortium.

4.2.5. VIDA



Goal: Support the innovation potential of SMEs working across European food chains interested in improving the use and efficiency of water, food, energy and key enabling technologies.

Sectors: Food, energy, water with KETs (nano- / micro-electronics, nanotechnology, industrial biotechnology, advanced materials, photonics, and advanced manufacturing technologies).

Location of consortium partners: Czechia, Denmark, Germany, Spain, Italy, Netherlands, Portugal.

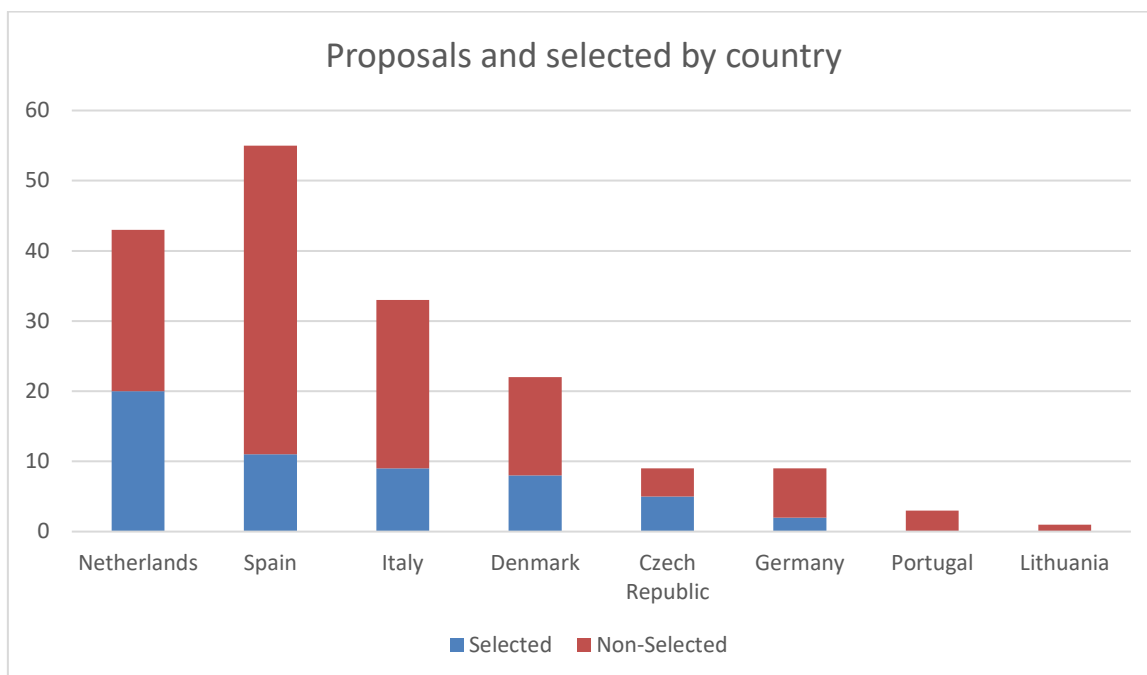
SMEs registered in consortium clusters: 342

Website: vidaproject.eu

Key outcomes up to June 2020:

- €3,3 million total granted in innovation support offered through 3 types of voucher:
 - €87,000 - Innovation vouchers - provide €1,000 – €5,000 per SME for expertise in technical fields: 53 received proposals - 20 awarded.
 - €313,000 - Validation vouchers - offer testing of new technology, for a value of €10,000 – €25,000 per SME: 38 received proposals - 16 awarded.
 - €2,900 - Demonstration vouchers - deploy new technologies for prospective users, for a value of €10,000 – €60,000 per SME: 90 received proposals - 19 awarded. 283 unique SMEs - 66 awarded.
- 181 applications from SME-led consortia received – 55 awarded from 6 countries. See **Figure 25**. **Figure 26** shows the location of the lead SME for each consortium and the type of voucher received.
- 283 applications from unique SMEs – 66 awarded.

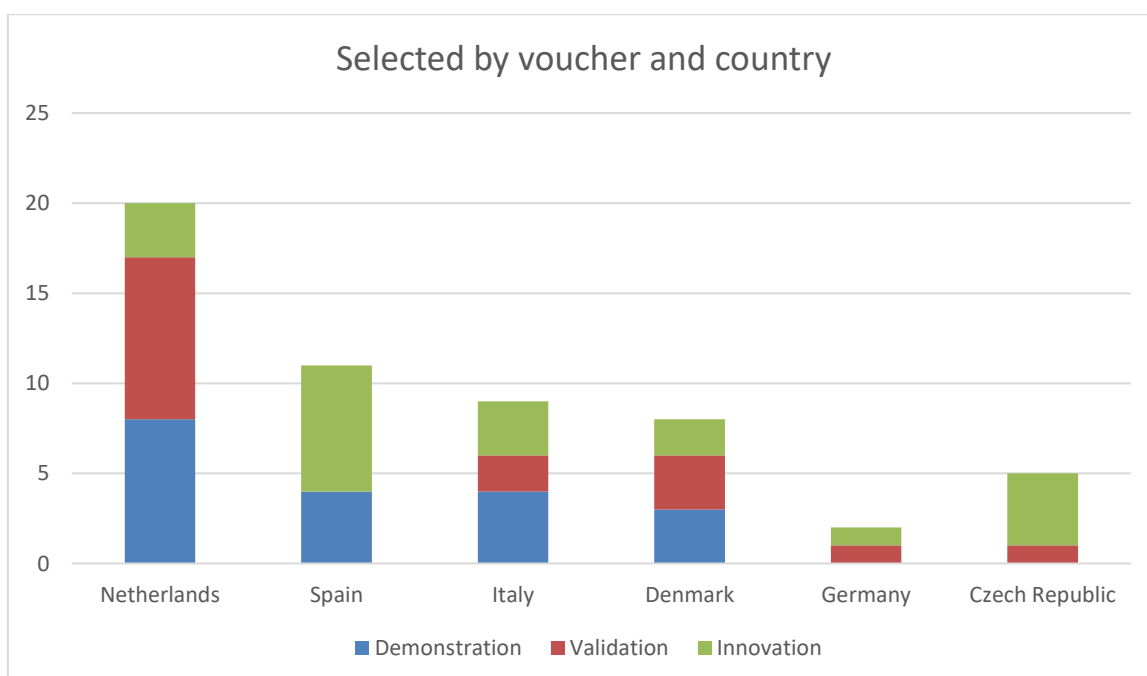
Figure 24 - VIDA – All project proposals and selected projects by country



Source: VIDA

Notes: The graph includes all SME-led consortia that have applied to receive services from DIVA. Geography is shown according to the location of the SME leading each consortium.

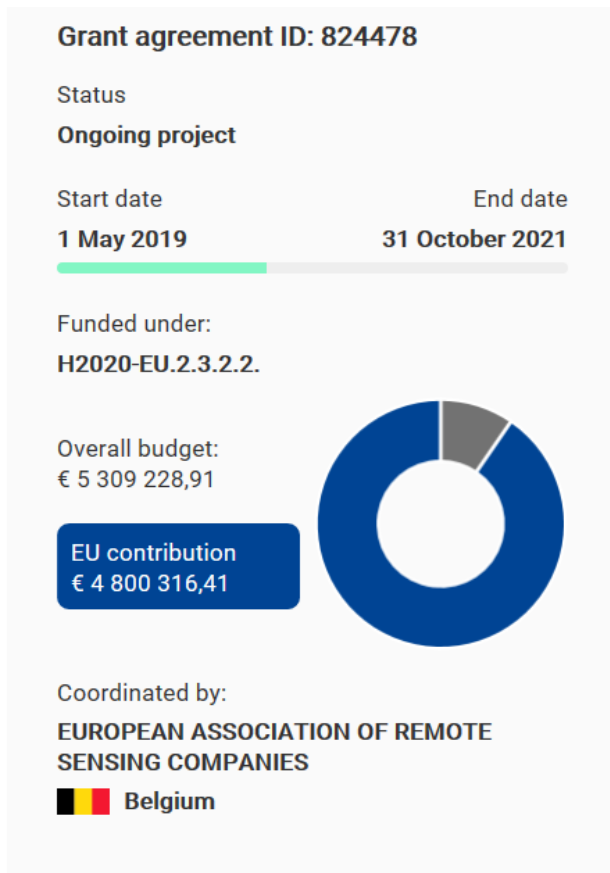
Figure 25 - VIDA - Selected project applications by type of voucher – Demonstration first- and by country of lead SME



Source: VIDA

Note: Graph included only SME-led consortia that selected to receive services from DIVA. Geography is shown according to the location of the SME leading each consortium.

4.2.6. PARSEC



Goal: Designing sustainable services to help European SMEs raise their competitive profile globally through access to a platform providing among other things geospatial information.

Sectors: Emerging Food, Energy and Environment sectors.

Location of consortium partners: Belgium, Spain, Germany, Lithuania, Greece, Poland.

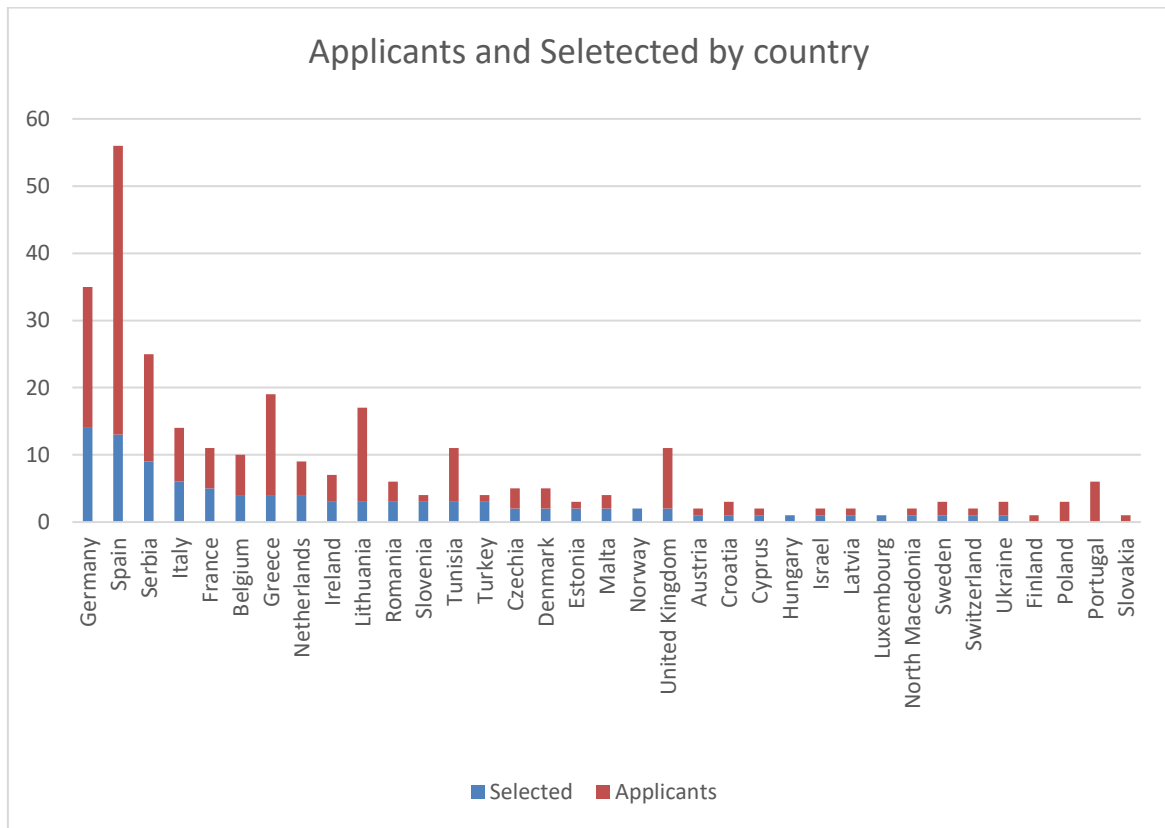
SMEs registered in consortium clusters:

Website: <https://parsec-accelerator.eu/>

Key outcomes up to June 2020:

- 348 applications, 292 eligible and 100 beneficiaries selected from 31 countries. First Open Call (OC1) with one type of financial support. See **Figure 27** applicants and selected by country.
- €500,000 allocated in the OC1.
- The 100 beneficiaries attended on March 27 2020 the 'Bootcamp'. The amount allocated represents 50% of the funds the company may receive during the OC1.
- Companies will receive support service (webinar, coaching) but no additional funds up to reception of deliverable due by the end of the OC1.

Figure 26 - PARSEC - Proposals selected by country for the OP1



Source: PARSEC

Notes: In total, 348 applications were received but only 292 were eligible and 100 selected.

4.2.7. **Block.IS**



Block.IS

Grant agreement ID: 824509

Status

Ongoing project

Start date

1 May 2019

End date

31 December 2021

Funded under:

H2020-EU.2.3.2.2.

Overall budget:

€ 5 453 625

EU contribution
€ 4 913 700



Coordinated by:

F6S NETWORK LIMITED

 United Kingdom

Goal: Promoting a resource efficient, greener and more competitive economy is a priority for the European Union. To ensure sustainable EU economy growth, the bloc needs to re-industrialise, leveraging innovation and digital intelligence.

Sectors: Blockchain within agrifood, logistics and finance sectors.

Location of consortium partners: United Kingdom, Serbia, Luxembourg, Ireland, Serbia, Spain, Germany, Belgium, Lithuania, Netherlands, Greece.

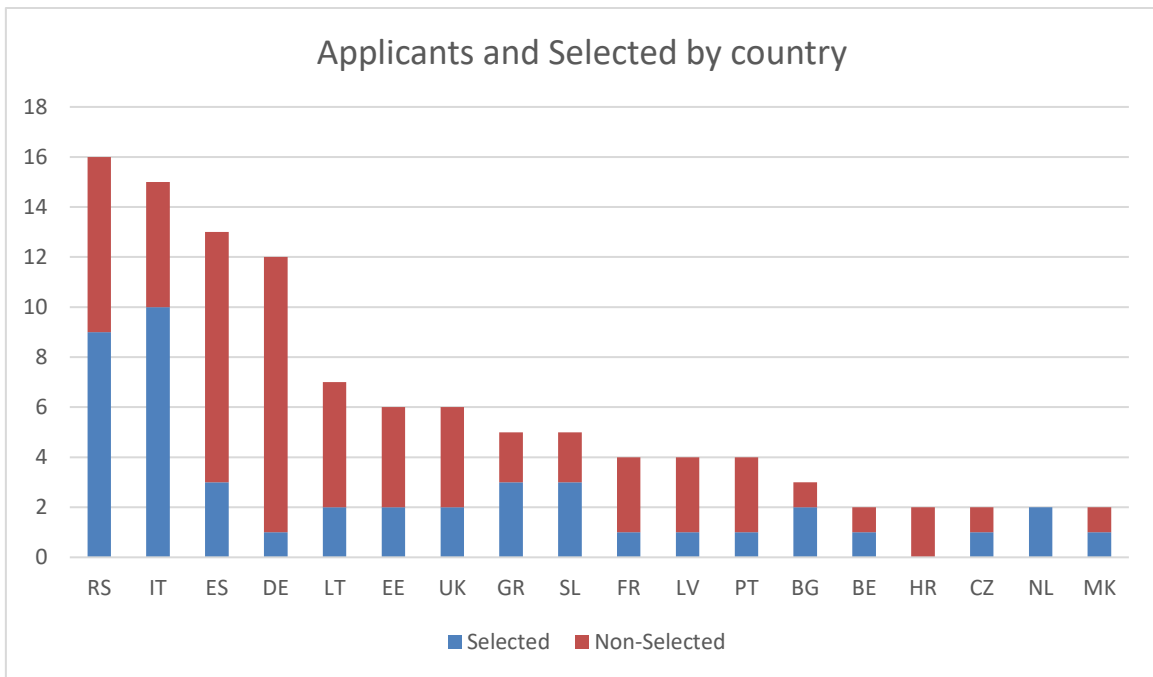
SMEs registered in consortium clusters: 150

Website: <https://blockis.eu>

Key outcomes up to June 2020:

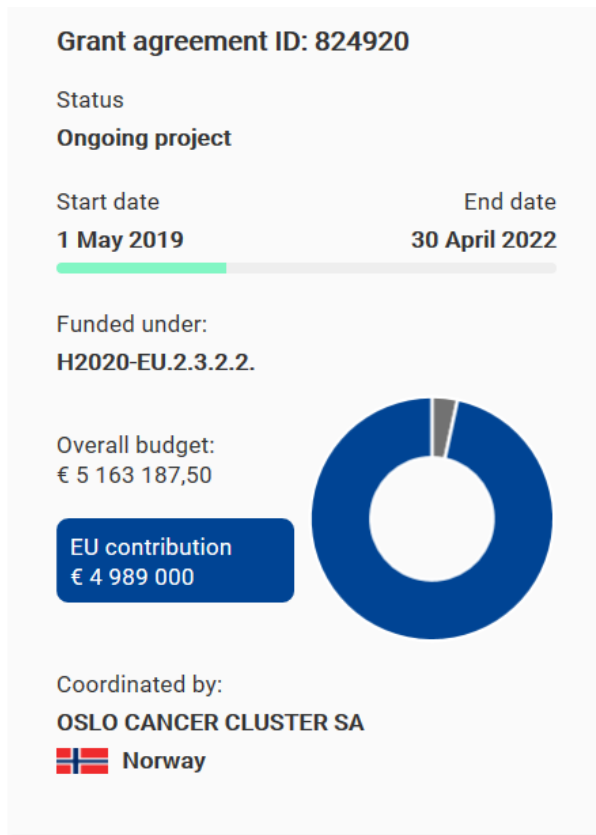
- €1,3 million was spent on providing direct support to SMEs. This represents 24% of the total project costs.
- 118 received proposals, 45 selected from 16 different countries.
- 43 unique SMEs received support. **Figure 28** shows the geographical distribution of these SMEs and the selected ones.
- 18 SMEs received direct funding for participating in Cluster Missions.
- The public deliverables and the project results were presented in various scientific papers and publications available under this link: <https://blockis.eu/outputs/>

Figure 27 - Block.IS - Total of proposals received and selected by country. First call



Source: Block.IS

4.2.8. DIGI_B_CUBE



Goal: Provide key digital solutions for the reconfiguration of the Medical Diagnostics and related value chains towards a Health Economy 4.0 with a special focus on Biobanking, Bioimaging and Biosensing and related industries.

Sectors: Medical Diagnostics, AI, Cognitive Computing, Digital Technologies (CCDT) with the Bioimaging-Biosensing-Biobanking (B-CUBE) and related industries.

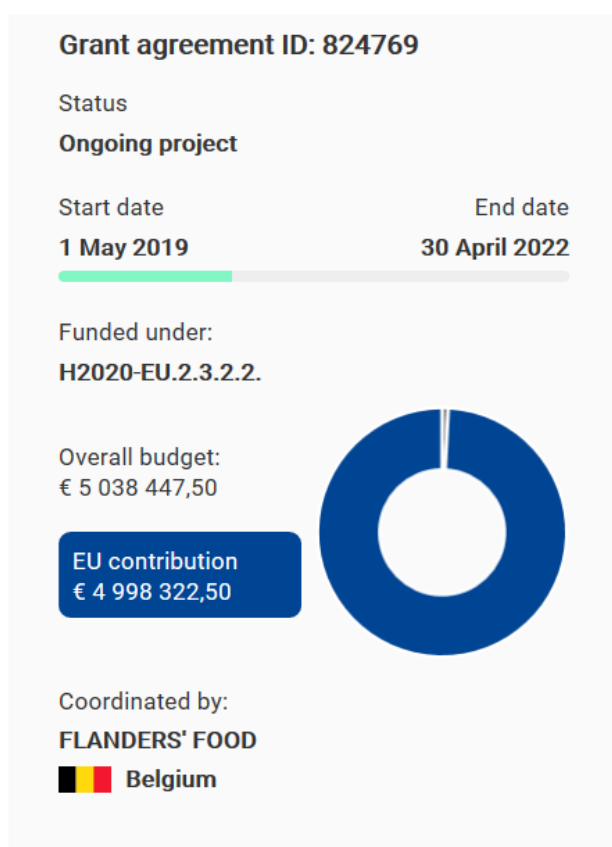
Location of consortium partners: Norway, Belgium, Spain, Austria, Germany, Greece, Portugal.

Website: <https://digibcube.eu/>

Key outcomes up to June 2020:

- Indicative budget for the calls €2,7 million.

4.2.9. S3FOOD



Goal: Smart Sensor Systems to facilitate the modernisation and digitalisation of the food processing industry.

Sectors: Food safety, resource efficiency and food processing industry.

Location of consortium partners: Belgium, Hungary, Netherlands, Spain, France, Greece, Denmark, Belgium, Germany, France.

SMEs registered in consortium clusters: 197

Website: <https://s3food.eu/>

Key outcomes up to June 2020:

- Overall, out of the 26 applications received, 15 were granted. Call for travel vouchers opened in December 2019 to attend the study visit in Belgium and the match making in Asturias, Spain. **Figure 29** – Applicants and Selected by country.
- 56 SMEs participated in 3 study visits organized in France - November 2019, Belgium - February 2020, Spain - February 2020.
- The first innovation voucher call was launched in February 2020. First cut-off date for the exploration vouchers and closing of the call for the validation and application vouchers is set for June 2020. Consequently, impact figures are not available yet.
- 104 SMEs participated in training, coaching and ask@services.
- 6 regional brainstorm sessions organized in Netherlands, Greece, Denmark, Spain and France - 37 SMEs attended.

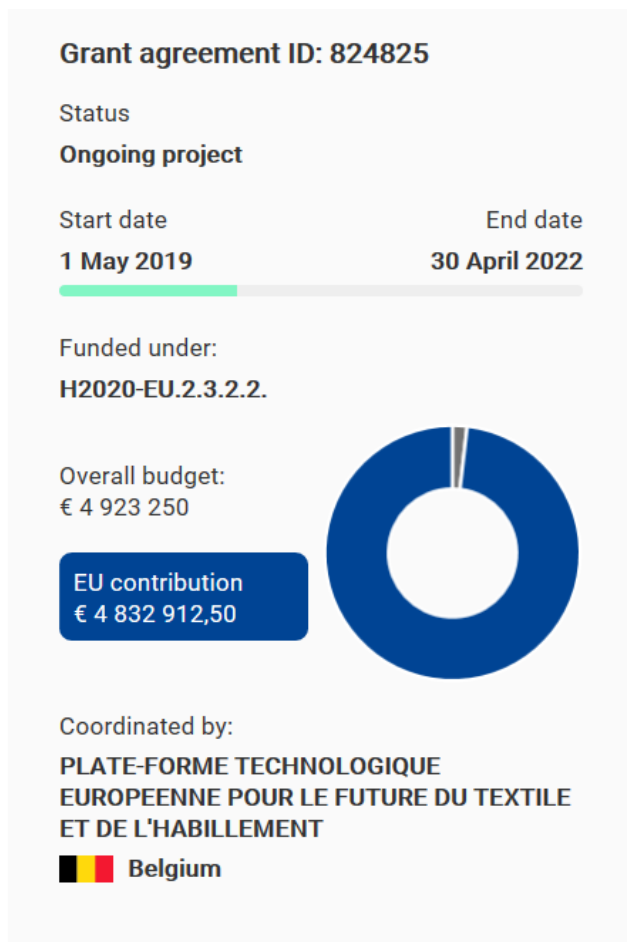
Figure 28 - S3FOOD – Call for travel vouchers – Amount of unique SMEs selected by country



Source: S3FOOD.

Note: Based on 75% monitoring table updated until December 2019 and submitted in January 2020.

4.2.10. SMARTX



EUROPEAN SMART TEXTILES ACCELERATOR

Goal: Match smart textiles technology with end market demand by filling the current industrial manufacturing gap.

Sectors: Textiles, designers, (micro) electronics, data processing, IoT, manufacturing technology, distributors.

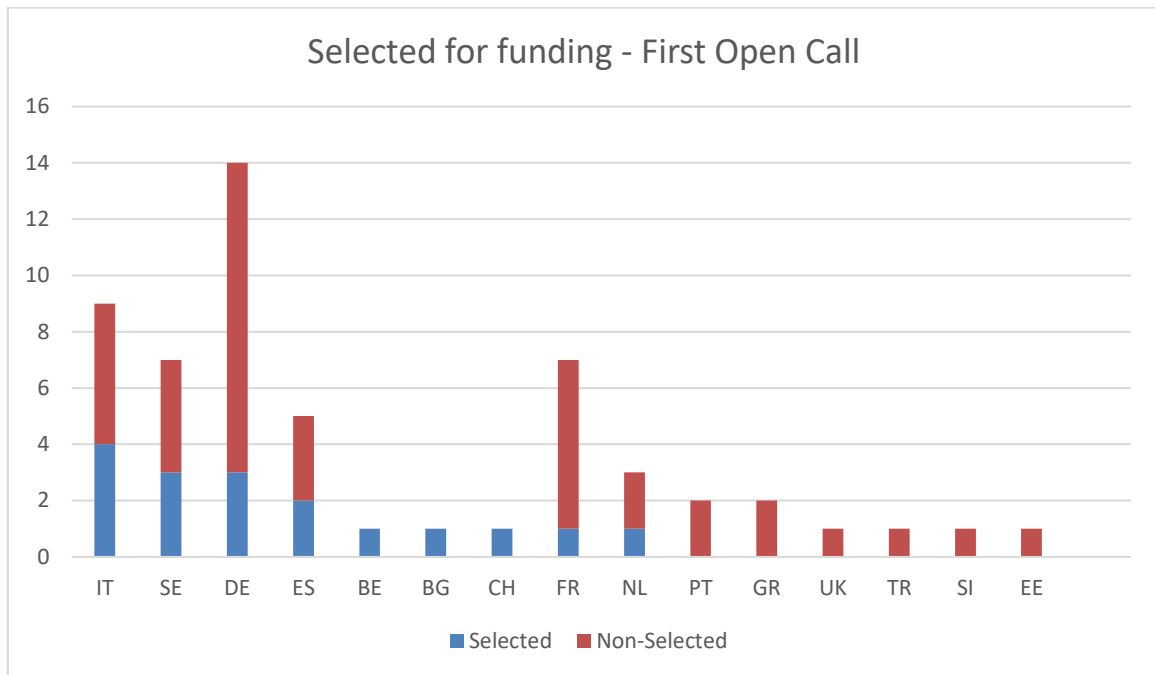
Location of consortium partners: Belgium, Italy, Sweden, Spain, Portugal, France, Belgium, France, Germany.

Website: <https://www.smartx-europe.eu/>

Key outcomes up to June 2020:

- In total, 56 project proposals from 15 different EU and associate countries were received. 35 were eligible and 10 SME-led consortia were selected. **Figure 30.**
- €766,000 budget allocated in 9 different countries and 17 SMEs.

Figure 29 - SmartX – Applicants and Selected by country



Source: SmartX

Note: Results are subject to change before contract signature.

5. Success stories

As aforementioned, the INNOSUP-1 projects reached a high number of SMEs and the impact on their innovation is at the core of the programme. Here listed below, a number of concrete examples.

5.1. WearHealth project - IOT4INDUSTRY



WEARHEALTH supports leading industrial companies in Germany, France and Spain.

About WearHealth

WearHealth started as a research spin-off from the Institute for Artificial Intelligence at the University of Bremen (Germany). AI and machine learning methodologies applied have been validated by more than 10 years of research at the institute.

It led research projects such as Chronious, an intelligent platform based on AI and data from wearables to evaluate in real time the health status of patients with chronic diseases such as Chronic Obstructive Pulmonary Disease, Chronic Kidney Disease and Renal Insufficiency.



IOT4INDUSTRY supports WearHealth

Eligibility conditions have been met.

€60,000 - WearHealth received the maximum contribution that individual SMEs can receive.

Quote

*"At WearHealth we have created "Safety and Health Intelligence", the first intelligent and interoperable platform that helps industrial companies to save costs and increase productivity by providing actionable insights in real-time to improve workers safety and health monitoring. With the help of the **IoT4Industry project, we have further developed our solution by the implementation and demonstration of its scalability in the automotive industry.** Thus, participating in the IoT4Industry project was an essential step to take our technology to the next level and increase its credibility and visibility."*

Barbara Andreon | Lead Research and Innovation at WearHealth UG

5.2. ShieldME – Cross4Health

About ShieldME and its project AgingWell.



ShieldME is a smart and insightful in-room monitoring solution for the elderly and patients in nursing homes. By quickly detecting health changes, changing health trends, adverse events and falls, healthcare facilities will be able to provide superior health insights and care for their residents with this solution.

AgingWell is a project which will address the challenges in the long-term care sector, specifically targeting private, non-profit and public nursing homes. ShieldME is developing a medical device that combines novel technology with machine learning to remedy the deficit in care for our elderly.

Cross4Health supports ShieldME

*"In the AgingWell project, and through the support from **Cross4Health**, we've greatly improved our product and shortened our development time. By collaborating with our skilled partners, Diakonhjemmet, Instituto Pedro Nunes, Whitesmith, Inventas, **Norway Health Tech** and industrial designer Anders Lilleby, we've advanced our product from an early prototype towards a pilot-ready solution."*

More about ShieldMe with this pitch: <https://t.co/nXGxgYJSDF?amp=1>

Source: Cross4Health.

The consortium services provided by Cross4Health through **Norway Health Tech** has given the project the opportunity to work with expert advisors on regulatory strategy and future private and funding opportunities for the sustainability beyond the acceleration period.

ShieldME is planning two EU applications plus another one to a cascade funding call (Digi-B-Cube, also INNOSUP-1) with support from **Cross4Health**.

5.3. TrafficNow - IMPACT CONNECTED CAR

About TrafficNow

Trafficnow is a technology company that provides a system of devices and software that gathers **data about vehicle travel**. The flagship product collects data and calculates travel time, speed, origin and destination data; key components for **Intelligent Transportation Systems (ITS)**.

The logo for TrafficNow, with the word "trafficnow" in a lowercase, sans-serif font. The "t" is green, "raffic" is black, and "now" is red.

TrafficNow, the best out of 13 ICCAR projects.

TrafficNow, accelerated by IMPACT Connected Car, coordinated by **FundingBox**, was selected as the winner of the **ICCAR Pioneers Award**.

The winner affirmed that the sector as a whole has a number of challenges beyond just the pure technology, such as, reaching a consensus on ethical issues in autonomous driving, the future of car ownership, combustion versus electrical versus hybrid or even the introduction of flying taxis.

IMPACT Connected Car supports TrafficNow

The IMPACT Connected Car programme helped accelerate their connected car project, and brought it to life through **funding, mentorship** and **network**. Having a solution ready by the end of 2018 marked the future of Trafficnow, and without IMPACT they would not have been where they are today.

Source:

IMPACT Connected Car

<https://spaces.fundingbox.com/spaces/fundingbox-spaces-startup-sme-lounge/5caf00a9a25b0f0864d630d5>

5.4. MG Nutrition 3G – INCLUSILVER

About Nutrition 3G

They offer accurate nutritional recommendations based on the genetic pattern of each individual.



<https://www.nutricion3g.es/en/>

Project: Demonstration of efficacy of genetically personalized nutrition for disease prevention.

This project aims to demonstrate the effectiveness of personalized nutrition recommendations in preventing diseases based on a genetic test that allows knowing the individual predisposition for eleven common diseases among older citizens. The project will be carried out by cross-matching medical and nutritional records with the genetic data of 1,000 volunteers.

MG Nutrición 3G has analysed the validity of the genetic predisposition risk scores (GPRS) and nutrition recommendations offered by the 3G Nutrition test.

INCLUSILVER supports Nutrition3G

Thanks to INCLUSILVER support first, then thanks to an agreement reached with the Nutrition Research Centre of the University of Navarra, the team was able to use data from the SUN cohort, which comprises information from more than 28,000 participants about their health status, lifestyle and dietary intake.

It has taken advantages under the umbrella of the INCLuSilver voucher scheme to apply in different ways their innovative ideas about nutrigenomics. For Nutrición 3G (N3G), INCLuSilver brought the opportunity to optimize these technologies to perform genetics individual and specific test for healthy people.

DNA samples from 1,317 people aged 55+ were obtained from the cohort and used as the focus for the validity tests. For each one, the MG Nutrición 3G team assigned a GPRS score to the 17 conditions/diseases covered by the 3G Nutrition test, such as obesity, type 2 diabetes, hypertension and osteoporosis. MG Nutrición 3G has developed specific nutritional recommendations for each condition, based on the Mediterranean diet. The idea is to give these recommendations to consumers who take the 3G Nutrition test, in accordance with their genetic disposition.

The voucher scheme afforded to **Precision 4 Health** (P4H) the possibility to assess a chip addressing specific genes related to ageing and the development of H4Aging e-health platform. This innovative system provides to the silver population with nutritional recommendations and customized food supplement formulations according to their genetic profile providing precision tools for senior population caring for a healthier lifestyle.

Both of genetics tools allow the screening of the silver population health from the primary stages (> 50s). The final result is their life extension free of disease as much as the genetics allows.

Source: INCLUSILVER

HOW TO OBTAIN EU PUBLICATIONS

GETTING IN TOUCH WITH THE EU

In person

All over the European Union there are hundreds of Europe Direct information centres. You can find the address of the centre nearest you at: https://europa.eu/european-union/contact_en

On the phone or by email

Europe Direct is a service that answers your questions about the European Union. You can contact this service:

- by freephone: 00 800 6 7 8 9 10 11 (certain operators may charge for these calls),
- at the following standard number: +32 22999696, or
- by email via: https://europa.eu/european-union/contact_en

FINDING INFORMATION ABOUT THE EU

Online

Information about the European Union in all the official languages of the EU is available on the Europa website at: https://europa.eu/european-union/index_en

EU publications

You can download or order free and priced EU publications from: <https://op.europa.eu/en/publications>. Multiple copies of free publications may be obtained by contacting Europe Direct or your local information centre (see https://europa.eu/european-union/contact_en).



Publications Office
of the European Union

doi: 10.2826/941454